

# KITCHEN CABINET REPLACEMENT AT JAMES A. LONG AND ROSA K. RAGSDALE COMMUNITIES

for the  
**PALATKA HOUSING AUTHORITY**  
PALATKA, FLORIDA 32177

## BOARD OF COMMISSIONERS

OCHE BRIDGFORD  
DR. GILBERT EVANS, JR.  
DR. SHARON SPELL  
JAMES NESHEWAT  
CHRISTINE BOLDEN  
SHARON WILLIAMS

PRESIDENT  
CHAIRPERSON  
VICE-CHAIRPERSON  
COMMISSIONER  
COMMISSIONER  
COMMISSIONER

ROSA K. RAGSDALE  
  
PARCEL IDENTIFICATION NUMBERS:  
03-10-26-0000-0060-0000  
  
OWNER:  
PALATKA HOUSING AUTHORITY  
P.O. BOX 1277  
PALATKA, FL 32178  
  
SITE ADDRESS:  
301 BRANCH RD  
PALATKA, FL 32177

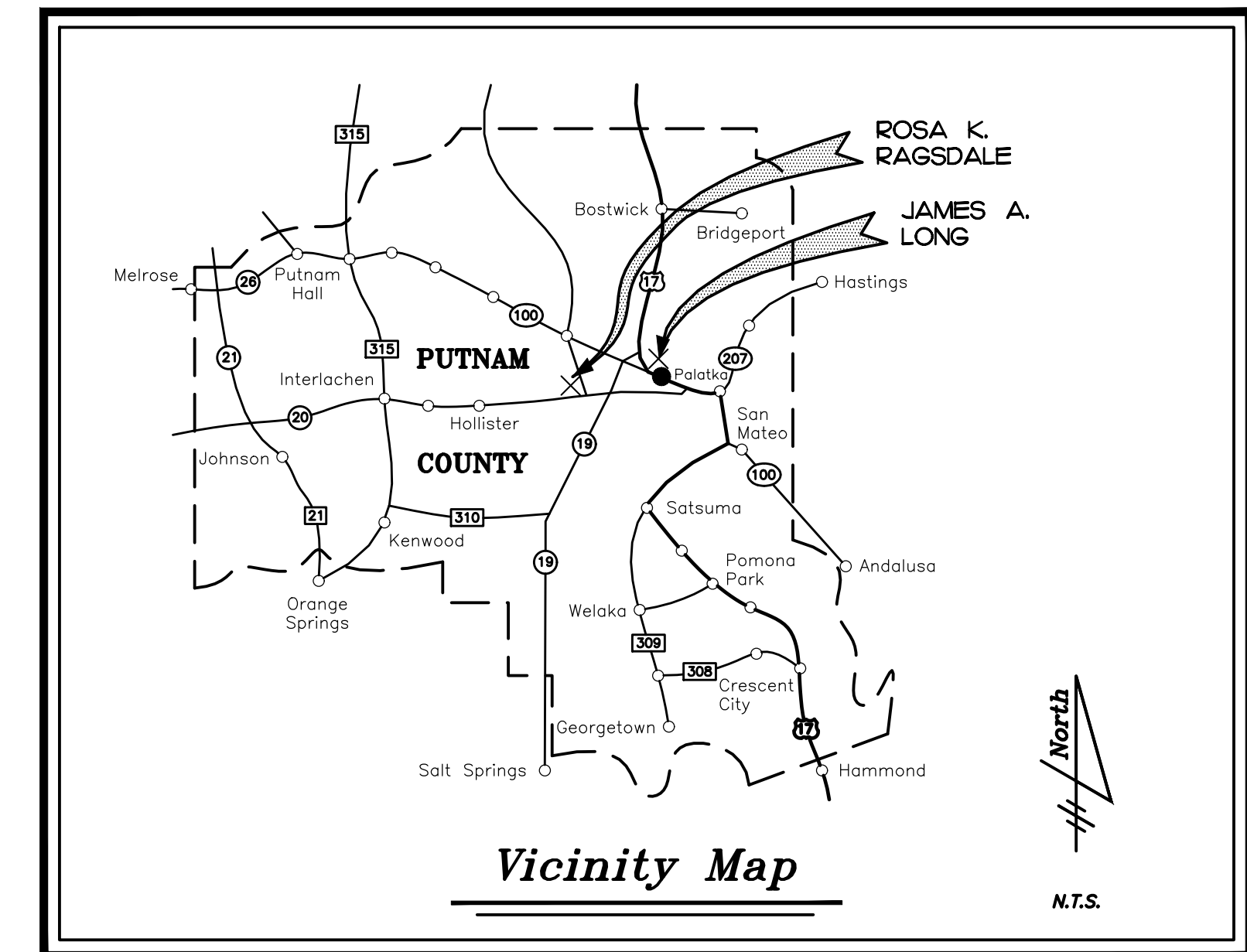
- SCOPE OF WORK:
- REMOVE EXISTING KITCHEN CABINETS
  - PAINT EXISTING WALLS AND CEILING OF KITCHEN
  - PROVIDE NEW KITCHEN CABINETS AND COUNTERTOP
  - PROVIDE NEW KITCHEN SINK AND RANGE HOOD
  - INSTALL OWNER PROVIDED RANGE AND REFRIGERATOR

JAMES A. LONG  
  
PARCEL IDENTIFICATION NUMBERS:  
01-10-26-5440-0040-0000  
01-10-26-5440-0030-0000  
37-10-26-5440-0090-0000  
37-10-26-5440-0080-0000  
37-10-26-5440-0070-0000  
37-10-26-5440-0020-0000  
  
JAMES A. LONG C.T. UNITS  
  
PARCEL IDENTIFICATION NUMBERS:  
37-10-26-5440-0060-0000  
37-10-26-5440-0020-0010  
37-10-26-5440-0010-0000

OWNER:  
PALATKA HOUSING AUTHORITY  
P.O. BOX 1277  
PALATKA, FL 32178

SITE ADDRESS:  
MULTIPLE SITE ADDRESSES

- SCOPE OF WORK:
- REMOVE EXISTING KITCHEN CABINETS
  - PAINT EXISTING WALLS AND CEILING OF KITCHEN
  - PROVIDE NEW KITCHEN CABINETS AND COUNTERTOP
  - PROVIDE NEW KITCHEN SINK AND RANGE HOOD
  - INSTALL OWNER PROVIDED RANGE AND REFRIGERATOR



INDEX TO THE DRAWINGS	
CS	COVER SHEET
<b>ARCHITECTURAL</b>	
A-1.0	ABBREVIATIONS AND LEGENDS
A-1.1	SITE PLAN JAMES A. LONG
A-1.2	SITE PLAN ROSA K. RAGSDALE
A-2.0	DEMOLITION PLANS
A-2.1	DEMOLITION PLANS
A-2.2	DEMOLITION PLANS
A-2.3	DEMOLITION PLANS
A-3.0	FLOOR PLANS
A-3.1	FLOOR PLANS
A-3.2	FLOOR PLANS
A-3.2	FLOOR PLANS
A-4.0	INTERIOR ELEVATIONS
A-4.1	INTERIOR ELEVATIONS AND DETAILS

STATEMENT OF COMPLIANCE:  
To the best of my knowledge, these construction documents are in compliance with criteria set forth in the 8th edition of the Florida Building Code and Florida Statutes.

REVISION	BY

**CRG**

CRG ARCHITECTS / PALATKA, INC.  
216A ST. JOHNS AVE.  
PALATKA, FL 32177  
A A 0 0 2 6 0 4  
P. 386-325-0213  
F. 386-328-1401

BID SET

COVER SHEET

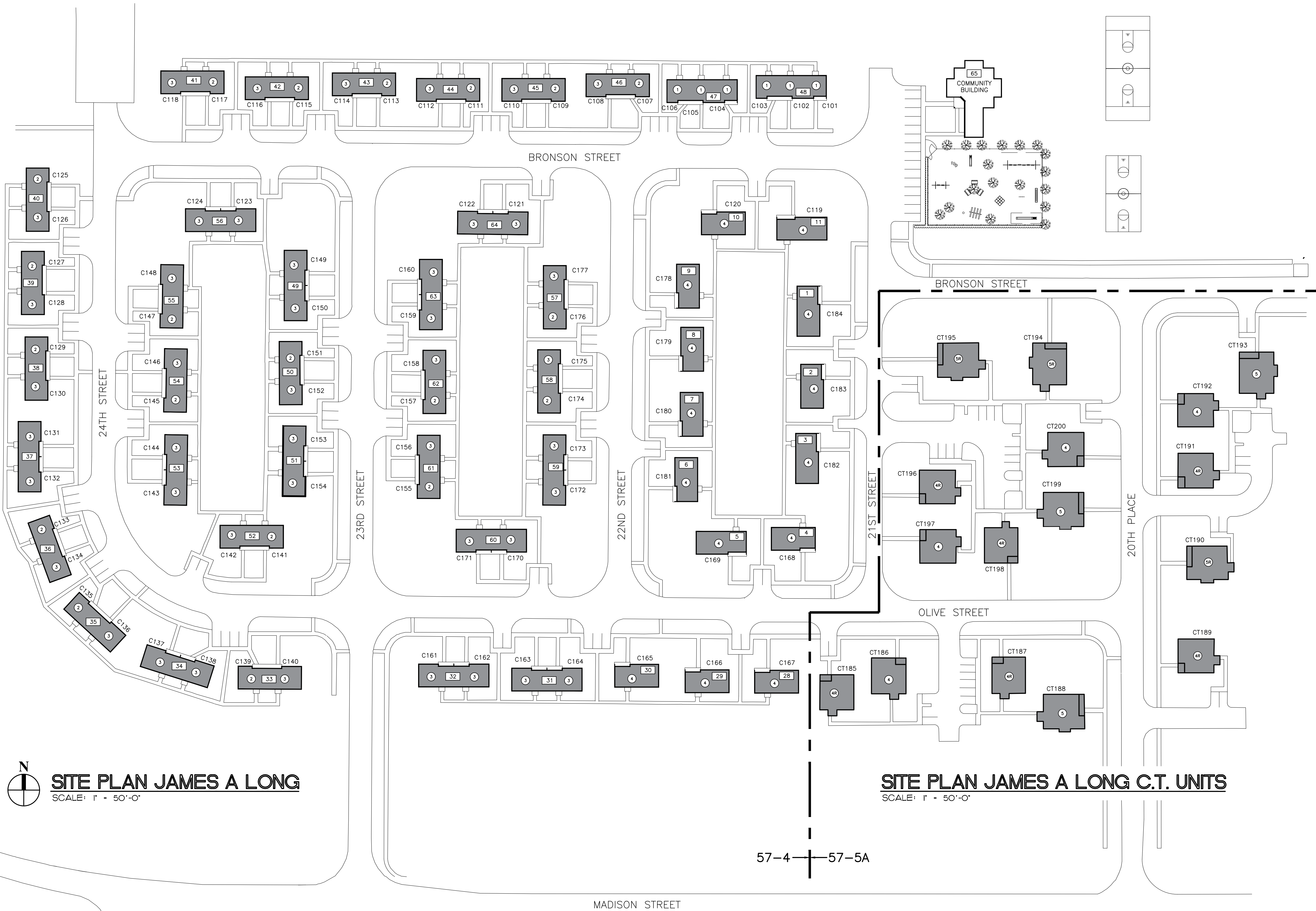
KITCHEN CABINET REPLACEMENT  
AT JAMES A. LONG & ROSA K. RAGSDALE  
PALATKA HOUSING AUTHORITY  
PALATKA, FL.

Seal/Signature:

Date: H2-25  
Scale: AS NOTED  
Drawn: JCK  
Job: 06204  
Sheet:

**CS**





**SITE PLAN JAMES A LONG**  
SCALE: 1" = 50'-0"

**SITE PLAN JAMES A LONG C.T. UNITS**  
SCALE: 1" = 50'-0"

REVISION	BY



CRG ARCHITECTS / PALATKA, INC.  
216A ST. JOHNS AVE.  
PALATKA, FL 32177  
A A 0 0 2 6 0 4  
P. 386-325-0213  
F. 386-328-1401

BID SET

SITE PLAN  
JAMES A. LONG

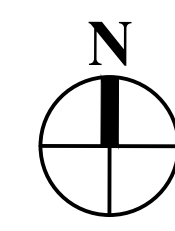
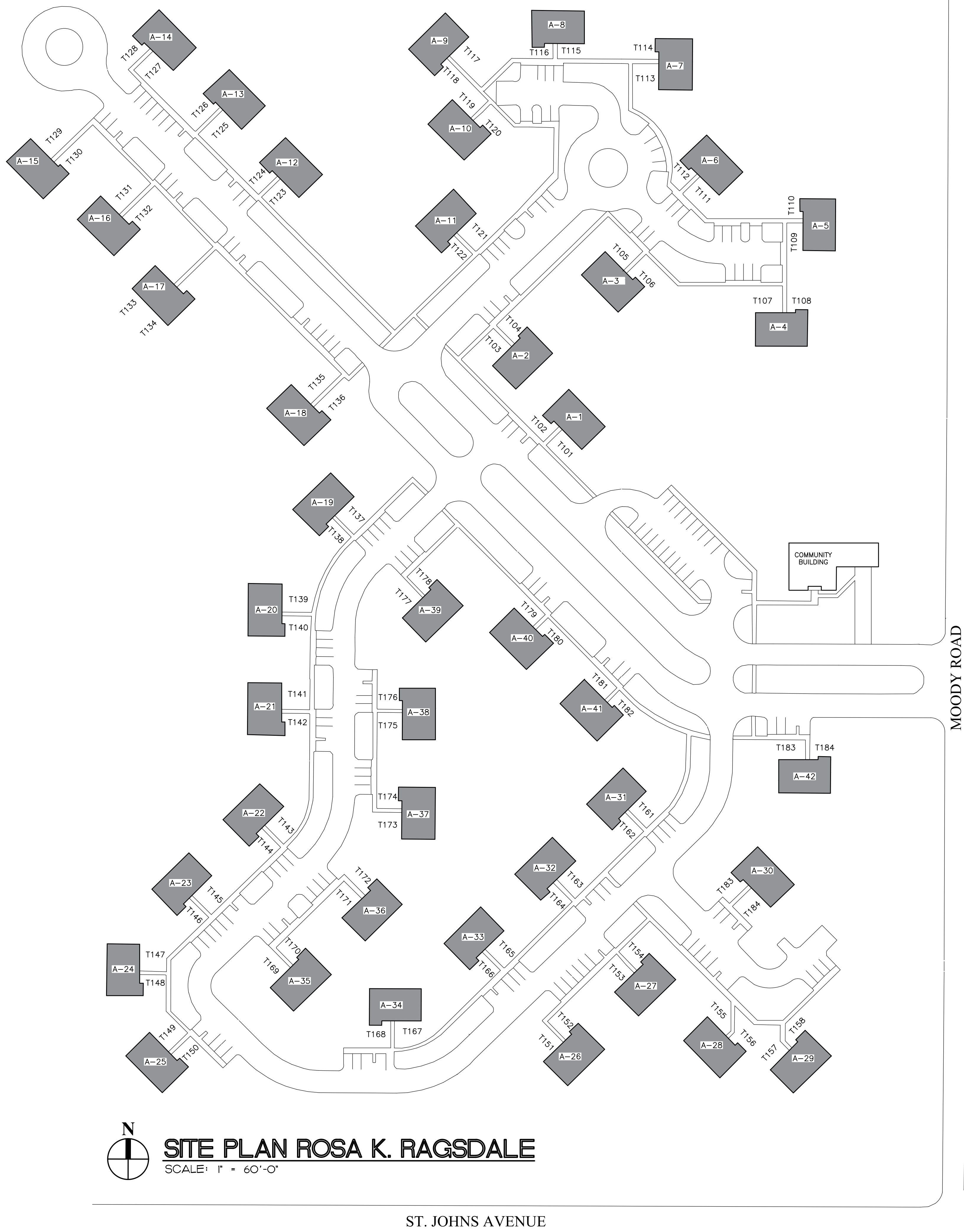
KITCHEN CABINET REPLACEMENT  
AT JAMES A. LONG & ROSA K. RAGSDALE  
PALATKA HOUSING AUTHORITY  
PALATKA, FL.

Seal/Signature:

Date: H2-25  
Scale: AS NOTED  
Drawn: JCK  
Job: O6Z04  
Sheet:

**A-1.1**

COPYRIGHT © CRG ARCHITECTS/PALATKA INC. - ALL RIGHTS RESERVED - DO NOT REPRODUCE



**SITE PLAN ROSA K. RAGSDALE**  
 SCALE: 1" = 60'-0"

ST. JOHNS AVENUE

REVISION	BY



CRG ARCHITECTS  
 / PALATKA, INC.  
 216A ST. JOHNS AVE.  
 PALATKA, FL 32177  
 A A 0 0 2 6 0 4  
 P. 386-325-0213  
 F. 386-328-1401

BID SET

SITE PLAN  
 ROSA K. RAGSDALE

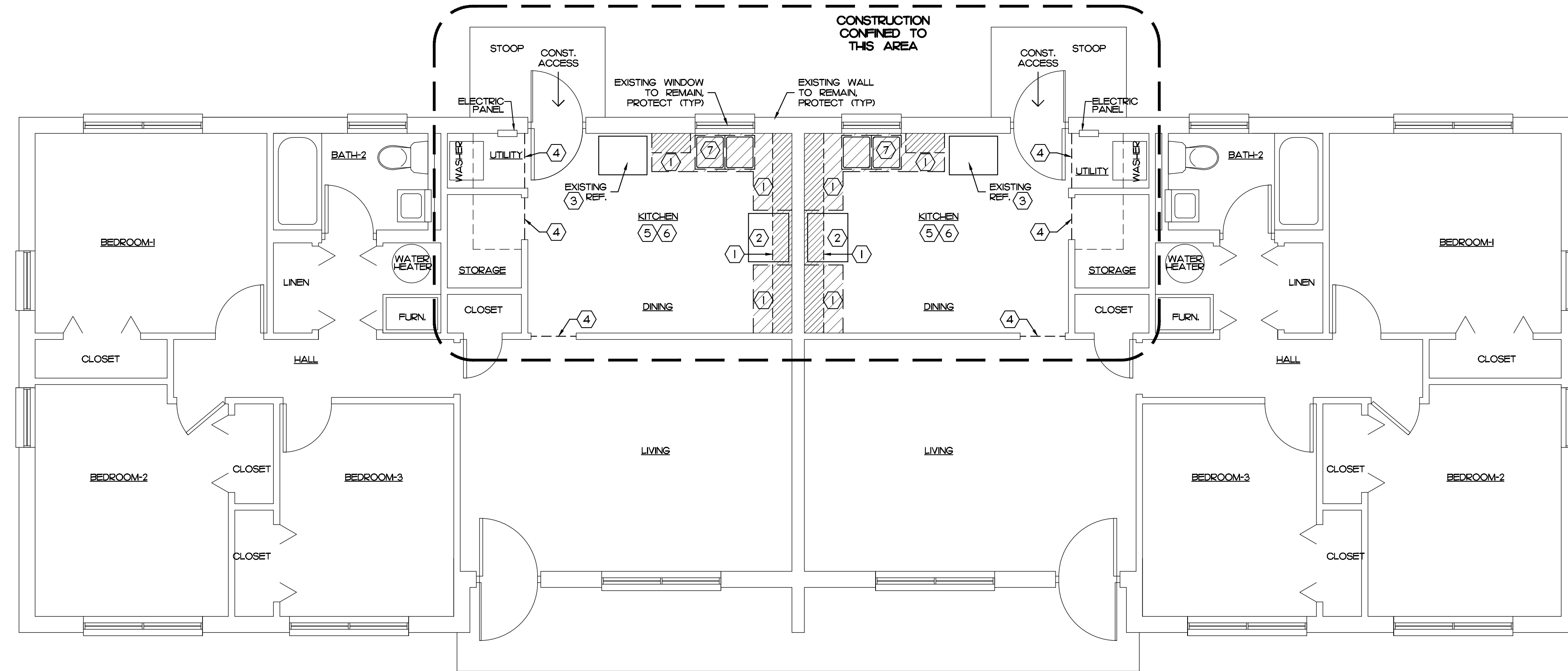
KITCHEN CABINET REPLACEMENT  
 AT JAMES A. LONG & ROSA K. RAGSDALE  
 PALATKA HOUSING AUTHORITY  
 PALATKA, FL.

Seal/Signature:

Date: 1-2-25  
 Scale: AS NOTED  
 Drawn: JCK  
 Job: 06Z04  
 Sheet:

**A-1.2**

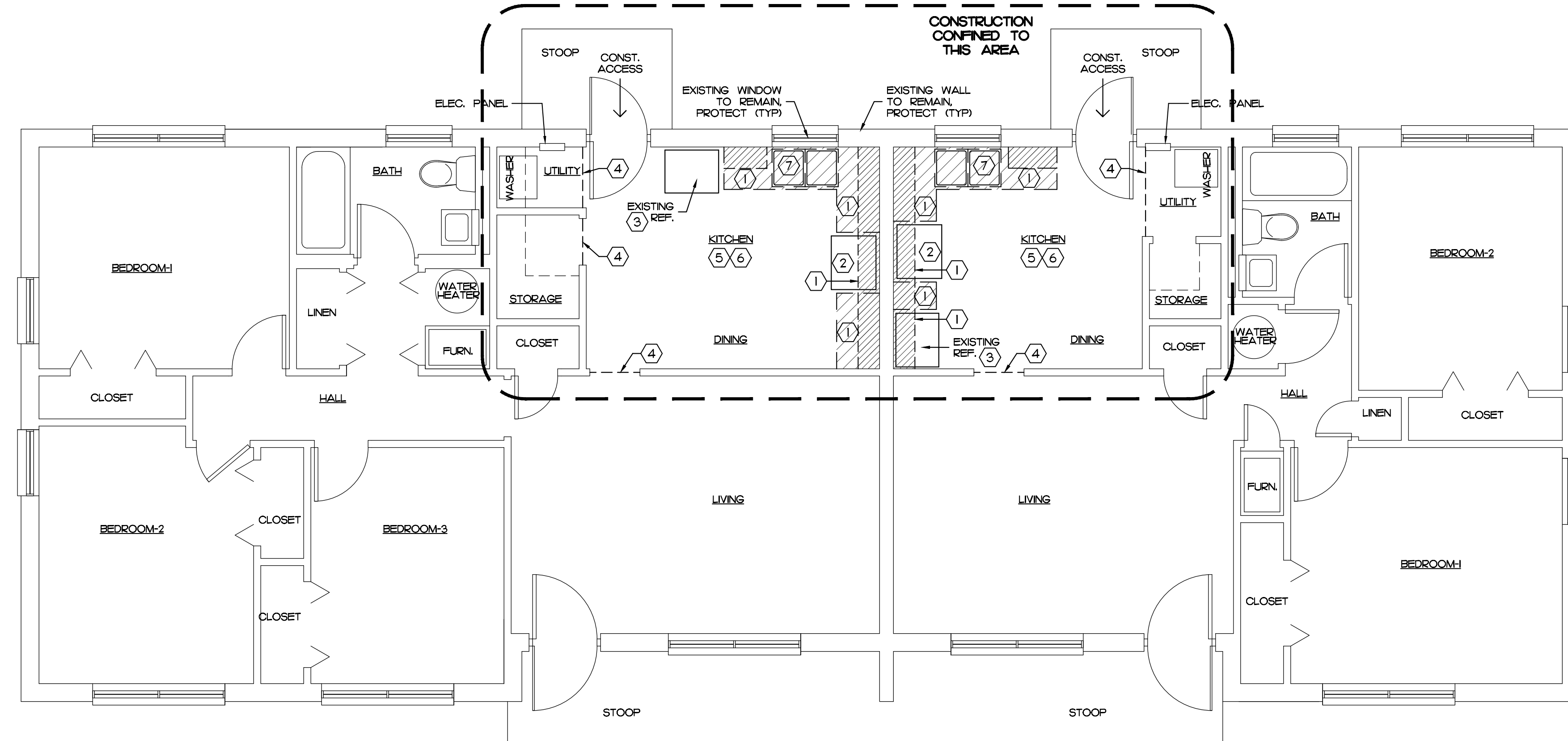
COPYRIGHT © CRG ARCHITECTS/PALATKA INC. - ALL RIGHTS RESERVED - DO NOT REPRODUCE



**3-3 BEDROOM D.U.'S - REGULAR DUPLEX - FLOOR PLAN**

UNITS: C121, C122, C123, C124, C131, C132, C137, C138, C139, C140, C143, C144, C149, C150, C153, C154, C159, C160, C161, C162, C163, C164, C170, C171, C172, C173

GENERAL NOTE: FIELD VERIFY ALL EXISTING BASE CABINETS AND REPLACE EXACTLY AS EXISTING. NEW COUNTER TOPS WILL BE TEMPLATED FROM THE ORIGINAL BASE CABINET CONFIGURATION.



**3-2 BEDROOM D.U.'S - REGULAR DUPLEX - FLOOR PLAN**

UNITS: C107, C108, C109, C110, C111, C112, C113, C114, C115, C116, C117, C118, C125, C126, C127, C128, C129, C130, C133, C134, C135, C136, C141, C142, C145, C146, C147, C148, C151, C152, C155, C156, C157, C158, C174, C175, C176, C177

GENERAL NOTE: FIELD VERIFY ALL EXISTING BASE CABINETS AND REPLACE EXACTLY AS EXISTING. NEW COUNTER TOPS WILL BE TEMPLATED FROM THE ORIGINAL BASE CABINET CONFIGURATION.

- GENERAL NOTES**
- ① REMOVE ALL EXISTING WALL CABINETS & BASE CABINETS. PREP AND THOROUGHLY CLEAN ALL AREAS TO RECEIVE NEW BASE CABINETS & WALL CABINETS (AS SHOWN ON FLOOR PLANS).
  - ② REMOVE EXISTING RANGE AND RANGE HOOD. CLEAN, STORE AND RE-INSTALL AFTER COMPLETION OF NEW KITCHEN CABINETS REPLACEMENT. ALIGN SURFACE OF RANGE TO BE LEVEL & EQUAL IN HEIGHT TO THE SURFACE OF THE NEW COUNTERTOPS.
  - ③ EXISTING REFRIGERATOR MAY BE MOVED TO FACILITATE THE INSTALLATION OF THE NEW KITCHEN CABINETS. THE REFRIGERATOR SHALL REMAIN IN OPERATION DURING THE KITCHEN RENOVATION.
  - ④ PROVIDE A 6 MIL. PLASTIC DUST CURTAIN TO SEAL THE KITCHEN WORK AREA FROM THE HOUSE. CURTAIN SHALL BE SEALED AT WALLS, CEILING AND FLOOR AREAS.
  - ⑤ PROTECT ALL EXISTING PERSONAL ITEMS, FIXTURES, DOORS, WINDOWS AND FINISHES. ANY DAMAGE SHALL BE REPAIRED OR REPLACED AT THE CONTRACTOR'S EXPENSE.
  - ⑥ CONTRACTOR IS RESPONSIBLE FOR ALL TOUCH UP PAINTING. TOUCH UP PAINTING SHALL COVER AREAS THAT ARE EXPOSED DUE TO INSTALLATION OF NEW CABINETS. OWNER WILL FURNISH PAINT.
  - ⑦ REMOVE EXISTING KITCHEN SINKS, FAUCETS, SUPPLY & DRAIN LINES. CAP EXISTING SUPPLY & DRAIN LINES DURING THE COURSE OF WORK. RE-CONNECT ALL EXISTING PLUMBING LINES TO NEW FIXTURES.

REVISION	BY



CRG ARCHITECTS / PALATKA, INC.  
216A ST. JOHNS AVE.  
PALATKA, FL 32177  
A A 0 0 0 2 6 0 4  
P. 386-325-0213  
F. 386-328-1401

BID SET

DEMOLITION PLANS

KITCHEN CABINET REPLACEMENT  
AT JAMES A. LONG & ROSA K. RAGSDALE  
PALATKA HOUSING AUTHORITY  
PALATKA, FL.

Seal/Signature:

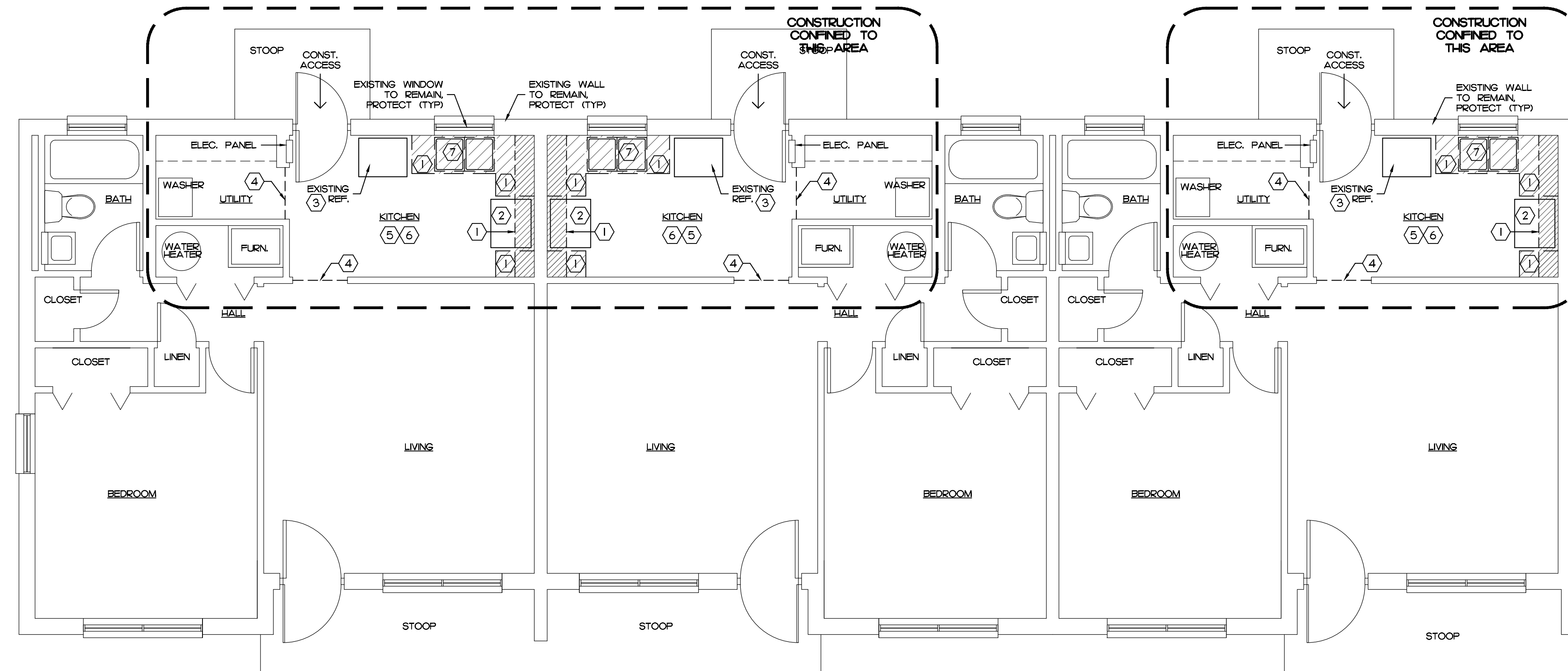
Date: H2-25  
Scale: AS NOTED  
Drawn: JCK  
Job: 06Z04  
Sheet:

A-2.0

**DWELLING UNIT FLOOR PLANS**  
SCALE: 1/4" = 1'-0"

**JAMES A. LONG**

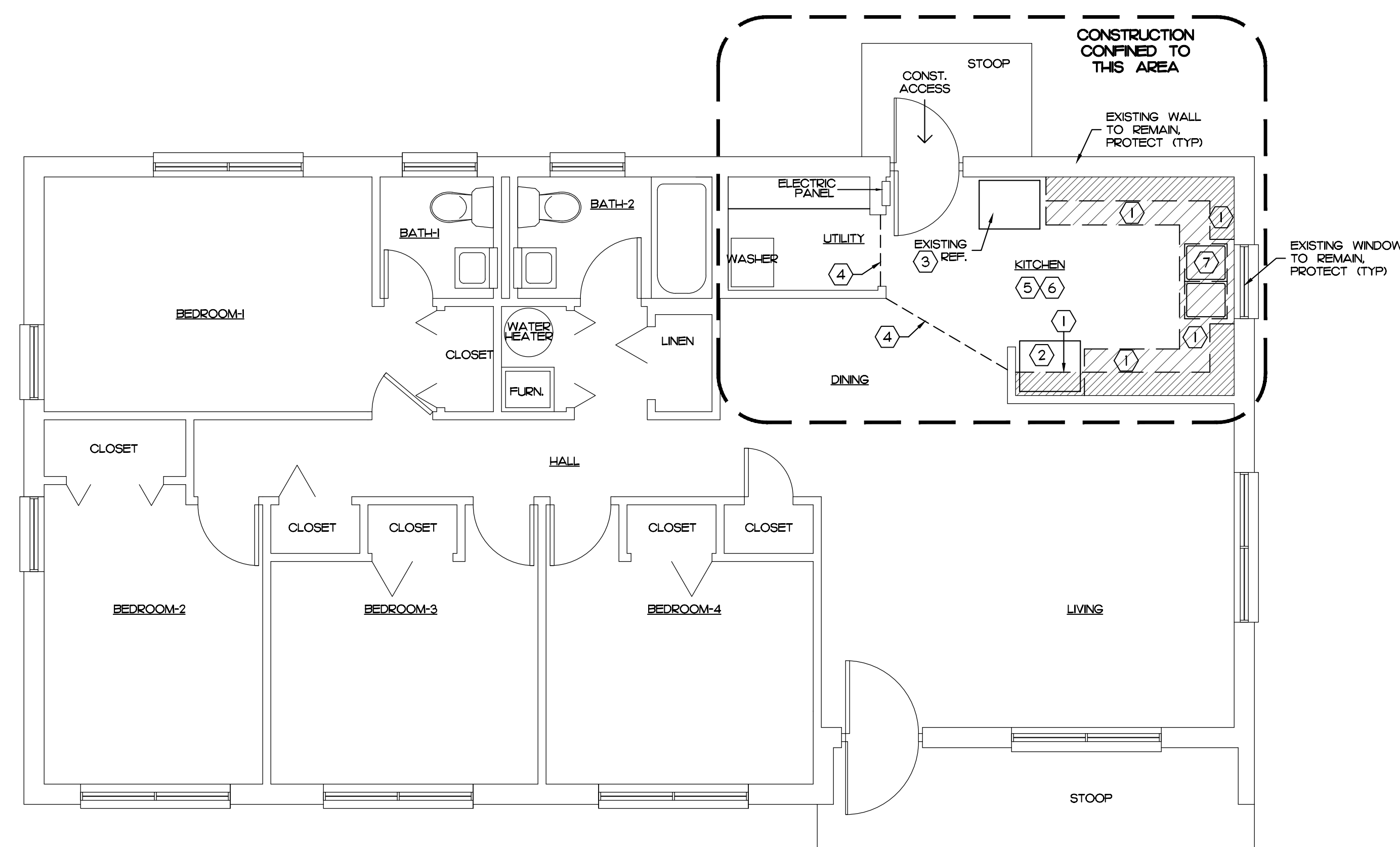
COPYRIGHT © CRG ARCHITECTS/PALATKA INC. - ALL RIGHTS RESERVED - DO NOT REPRODUCE



**1-1-1 BEDROOM D.U.'S - REGULAR TRIPLEX - FLOOR PLAN**

UNITS: CIO1, CIO2, CIO3, CIO4, CIO5, CIO6

GENERAL NOTE: FIELD VERIFY ALL EXISTING BASE CABINETS AND REPLACE EXACTLY AS EXISTING. NEW COUNTER TOPS WILL BE TEMPLATED FROM THE ORIGINAL BASE CABINET CONFIGURATION.



**4 BEDROOM REGULAR D.U. - FLOOR PLAN**

UNITS: CIO9, CIO20, CIO65, CIO66, CIO67, CIO68, CIO69, CIO78, CIO79, CIO80, CIO81, CIO82, CIO83, CIO84

GENERAL NOTE: FIELD VERIFY ALL EXISTING BASE CABINETS AND REPLACE EXACTLY AS EXISTING. NEW COUNTER TOPS WILL BE TEMPLATED FROM THE ORIGINAL BASE CABINET CONFIGURATION.

- GENERAL NOTES**
- 1 REMOVE ALL EXISTING WALL CABINETS & BASE CABINETS. PREP AND THOROUGHLY CLEAN ALL AREAS TO RECEIVE NEW BASE CABINETS & WALL CABINETS (AS SHOWN ON FLOOR PLANS).
  - 2 REMOVE EXISTING RANGE AND RANGE HOOD. CLEAN, STORE AND RE-INSTALL AFTER COMPLETION OF NEW KITCHEN CABINETS REPLACEMENT. ALIGN SURFACE OF RANGE TO BE LEVEL & EQUAL IN HEIGHT TO THE SURFACE OF THE NEW COUNTERTOPS.
  - 3 EXISTING REFRIGERATOR MAY BE MOVED TO FACILITATE THE INSTALLATION OF THE NEW KITCHEN CABINETS. THE REFRIGERATOR SHALL REMAIN IN OPERATION DURING THE KITCHEN RENOVATION.
  - 4 PROVIDE A 6 MIL. PLASTIC DUST CURTAIN TO SEAL THE KITCHEN WORK AREA FROM THE HOUSE. CURTAIN SHALL BE SEALED AT WALLS, CEILING AND FLOOR AREAS.
  - 5 PROTECT ALL EXISTING PERSONAL ITEMS, FIXTURES, DOORS, WINDOWS AND FINISHES. ANY DAMAGE SHALL BE REPAIRED OR REPLACED AT THE CONTRACTOR'S EXPENSE.
  - 6 CONTRACTOR IS RESPONSIBLE FOR ALL TOUCH UP PAINTING. TOUCH UP PAINTING SHALL COVER AREAS THAT ARE EXPOSED DUE TO INSTALLATION OF NEW CABINETS. OWNER WILL FURNISH PAINT.
  - 7 REMOVE EXISTING KITCHEN SINKS, FAUCETS, SUPPLY & DRAIN LINES. CAP EXISTING SUPPLY & DRAIN LINES DURING THE COURSE OF WORK. RE-CONNECT ALL EXISTING PLUMBING LINES TO NEW FIXTURES.

REVISION	BY



CRG ARCHITECTS / PALATKA, INC.  
216A ST. JOHNS AVE.  
PALATKA, FL 32177  
A.A. 0002604  
P. 386-325-0213  
F. 386-328-1401

BID SET

DEMOLITION PLANS

KITCHEN CABINET REPLACEMENT  
AT JAMES A. LONG & ROSA K. RAGSDALE  
PALATKA HOUSING AUTHORITY  
PALATKA, FL.

Seal/Signature:

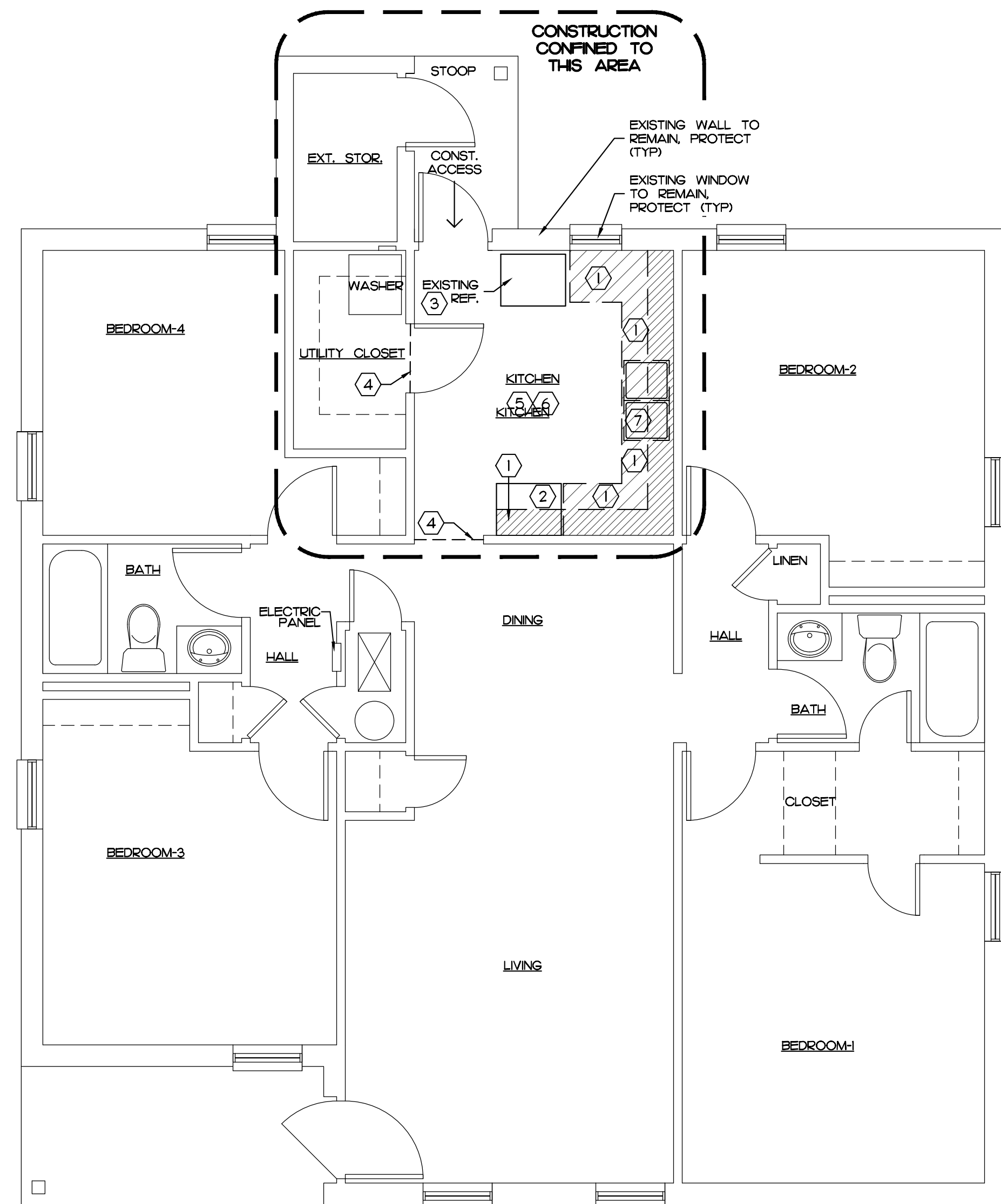
Date: H2-25  
Scale: AS NOTED  
Drawn: JCK  
Job: O6Z04  
Sheet:

A-2.1

**DWELLING UNIT FLOOR PLANS**  
SCALE: 1/4" = 1'-0"

**JAMES A. LONG**

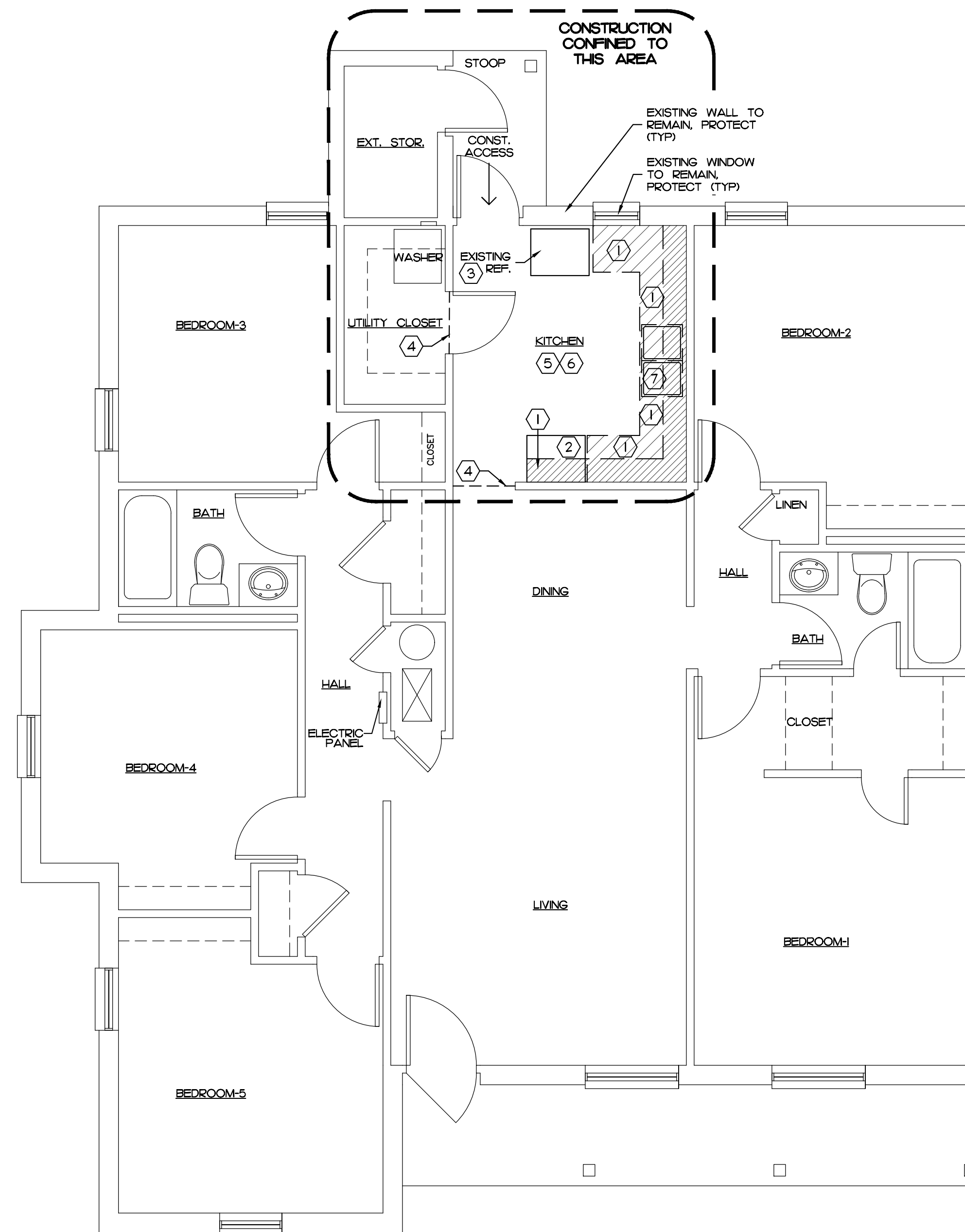
COPYRIGHT © CRG ARCHITECTS/PALATKA INC. - ALL RIGHTS RESERVED - DO NOT REPRODUCE



**4 BEDROOM C.T. REGULAR D.U. - FLOOR PLAN**

UNITS: CT185, CT186, CT187, CT189, CT191, CT192, CT196, CT197, CT198, CT200

GENERAL NOTE: FIELD VERIFY ALL EXISTING BASE CABINETS AND REPLACE EXACTLY AS EXISTING. NEW COUNTER TOPS WILL BE TEMPLATED FROM THE ORIGINAL BASE CABINET CONFIGURATION.



**5 BEDROOM C.T. REGULAR D.U. - FLOOR PLAN**

UNITS: CT188, CT190, CT193, CT194, CT195, CT199

GENERAL NOTE: FIELD VERIFY ALL EXISTING BASE CABINETS AND REPLACE EXACTLY AS EXISTING. NEW COUNTER TOPS WILL BE TEMPLATED FROM THE ORIGINAL BASE CABINET CONFIGURATION.

**GENERAL NOTES**

- ① REMOVE ALL EXISTING WALL CABINETS & BASE CABINETS. PREP AND THOROUGHLY CLEAN ALL AREAS TO RECEIVE NEW BASE CABINETS & WALL CABINETS (AS SHOWN ON FLOOR PLANS).
- ② REMOVE EXISTING RANGE AND RANGE HOOD. CLEAN, STORE AND RE-INSTALL AFTER COMPLETION OF NEW KITCHEN CABINETS REPLACEMENT. ALIGN SURFACE OF RANGE TO BE LEVEL & EQUAL IN HEIGHT TO THE SURFACE OF THE NEW COUNTERTOPS.
- ③ EXISTING REFRIGERATOR MAY BE MOVED TO FACILITATE THE INSTALLATION OF THE NEW KITCHEN CABINETS. THE REFRIGERATOR SHALL REMAIN IN OPERATION DURING THE KITCHEN RENOVATION.
- ④ PROVIDE A 6 MIL. PLASTIC DUST CURTAIN TO SEAL THE KITCHEN WORK AREA FROM THE HOUSE. CURTAIN SHALL BE SEALED AT WALLS, CEILING AND FLOOR AREAS.
- ⑤ PROTECT ALL EXISTING PERSONAL ITEMS, FIXTURES, DOORS, WINDOWS AND FINISHES. ANY DAMAGE SHALL BE REPAIRED OR REPLACED AT THE CONTRACTOR'S EXPENSE.
- ⑥ CONTRACTOR IS RESPONSIBLE FOR ALL TOUCH UP PAINTING. TOUCH UP PAINTING SHALL COVER AREAS THAT ARE EXPOSED DUE TO INSTALLATION OF NEW CABINETS. OWNER WILL FURNISH PAINT.
- ⑦ REMOVE EXISTING KITCHEN SINKS, FAUCETS, SUPPLY & DRAIN LINES. CAP EXISTING SUPPLY & DRAIN LINES DURING THE COURSE OF WORK. RE-CONNECT ALL EXISTING PLUMBING LINES TO NEW FIXTURES.

REVISION	BY



CRG ARCHITECTS / PALATKA, INC.  
216A ST. JOHNS AVE.  
PALATKA, FL 32177  
A A 0 0 0 2 6 0 4  
P. 386-325-0213  
F. 386-328-1401

BID SET

DEMOLITION PLANS

KITCHEN CABINET REPLACEMENT  
AT JAMES A. LONG & ROSA K. RAGSDALE  
PALATKA HOUSING AUTHORITY  
PALATKA, FL.

Seal/Signature:

Date: H2-25  
Scale: AS NOTED  
Drawn: JCK  
Job: OKZ04  
Sheet:

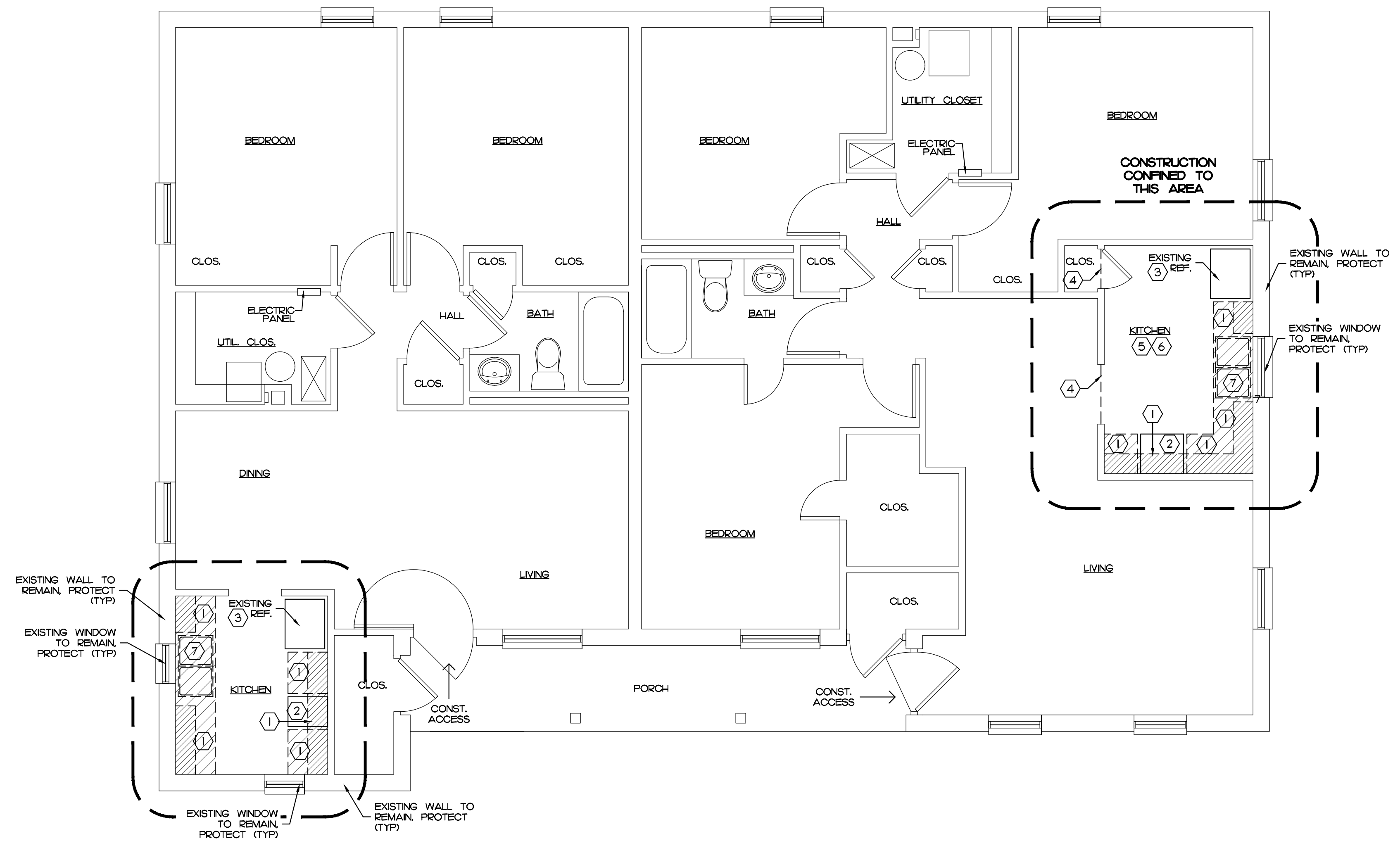
A-2.2

7 Of 14 Sheets

**DWELLING UNIT FLOOR PLANS**  
SCALE: 1/4" = 1'-0"

**JAMES A. LONG C.T.**

COPYRIGHT © CRG ARCHITECTS/PALATKA INC. - ALL RIGHTS RESERVED - DO NOT REPRODUCE



**3-2 BEDROOM D.U.'S - REGULAR DUPLEX - FLOOR PLAN**

UNITS: T101 - T184 (42 BUILDINGS)

GENERAL NOTE: FIELD VERIFY ALL EXISTING BASE CABINETS AND REPLACE EXACTLY AS EXISTING. NEW COUNTER TOPS WILL BE TEMPLATED FROM THE ORIGINAL BASE CABINET CONFIGURATION.

- GENERAL NOTES**
- ① REMOVE ALL EXISTING WALL CABINETS & BASE CABINETS. PREP AND THOROUGHLY CLEAN ALL AREAS TO RECEIVE NEW BASE CABINETS & WALL CABINETS (AS SHOWN ON FLOOR PLANS).
  - ② REMOVE EXISTING RANGE AND RANGE HOOD. CLEAN, STORE AND RE-INSTALL AFTER COMPLETION OF NEW KITCHEN CABINETS REPLACEMENT. ALIGN SURFACE OF RANGE TO BE LEVEL & EQUAL IN HEIGHT TO THE SURFACE OF THE NEW COUNTERTOPS.
  - ③ EXISTING REFRIGERATOR MAY BE MOVED TO FACILITATE THE INSTALLATION OF THE NEW KITCHEN CABINETS. THE REFRIGERATOR SHALL REMAIN IN OPERATION DURING THE KITCHEN RENOVATION.
  - ④ PROVIDE A 6 MIL. PLASTIC DUST CURTAIN TO SEAL THE KITCHEN WORK AREA FROM THE HOUSE. CURTAIN SHALL BE SEALED AT WALLS, CEILING AND FLOOR AREAS.
  - ⑤ PROTECT ALL EXISTING PERSONAL ITEMS, FIXTURES, DOORS, WINDOWS AND FINISHES. ANY DAMAGE SHALL BE REPAIRED OR REPLACED AT THE CONTRACTOR'S EXPENSE.
  - ⑥ CONTRACTOR IS RESPONSIBLE FOR ALL TOUCH UP PAINTING. TOUCH UP PAINTING SHALL COVER AREAS THAT ARE EXPOSED DUE TO INSTALLATION OF NEW CABINETS. OWNER WILL FURNISH PAINT.
  - ⑦ REMOVE EXISTING KITCHEN SINKS, FAUCETS, SUPPLY & DRAIN LINES. CAP EXISTING SUPPLY & DRAIN LINES DURING THE COURSE OF WORK. RE-CONNECT ALL EXISTING PLUMBING LINES TO NEW FIXTURES.

REVISION	BY



CRG ARCHITECTS / PALATKA, INC.  
216A ST. JOHNS AVE.  
PALATKA, FL 32177  
A A 0 0 2 6 0 4  
P. 386-325-0213  
F. 386-328-1401

BID SET

DEMOLITION PLANS

KITCHEN CABINET REPLACEMENT  
AT JAMES A. LONG & ROSA K. RAGSDALE  
PALATKA HOUSING AUTHORITY  
PALATKA, FL.

Seal/Signature:

Date: H2-25  
Scale: AS NOTED  
Drawn: JCK  
Job: O6ZO4  
Sheet:

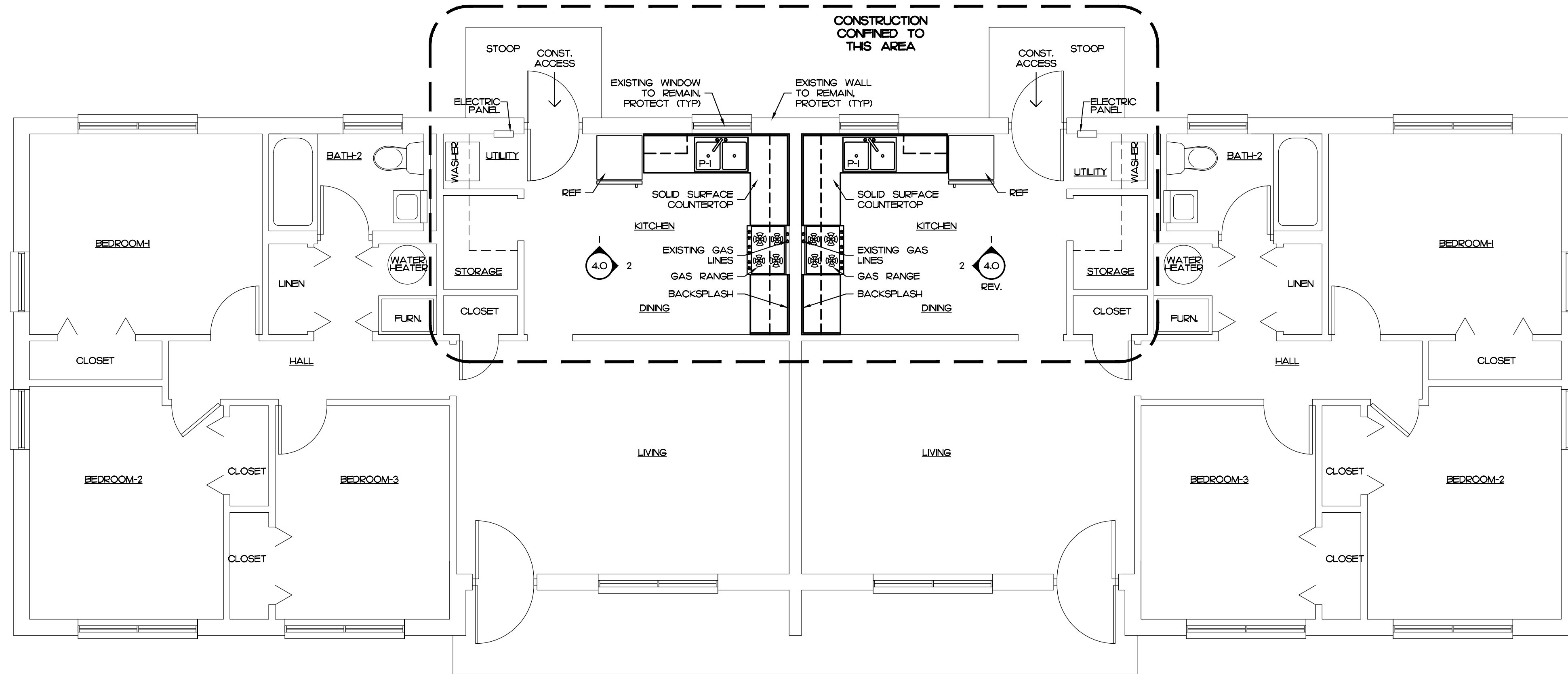
**A-2.3**

**DWELLING UNIT FLOOR PLANS**  
SCALE: 1/4" = 1'-0"

**RAGSDALE**

COPYRIGHT © CRG ARCHITECTS/PALATKA INC. - ALL RIGHTS RESERVED - DO NOT REPRODUCE

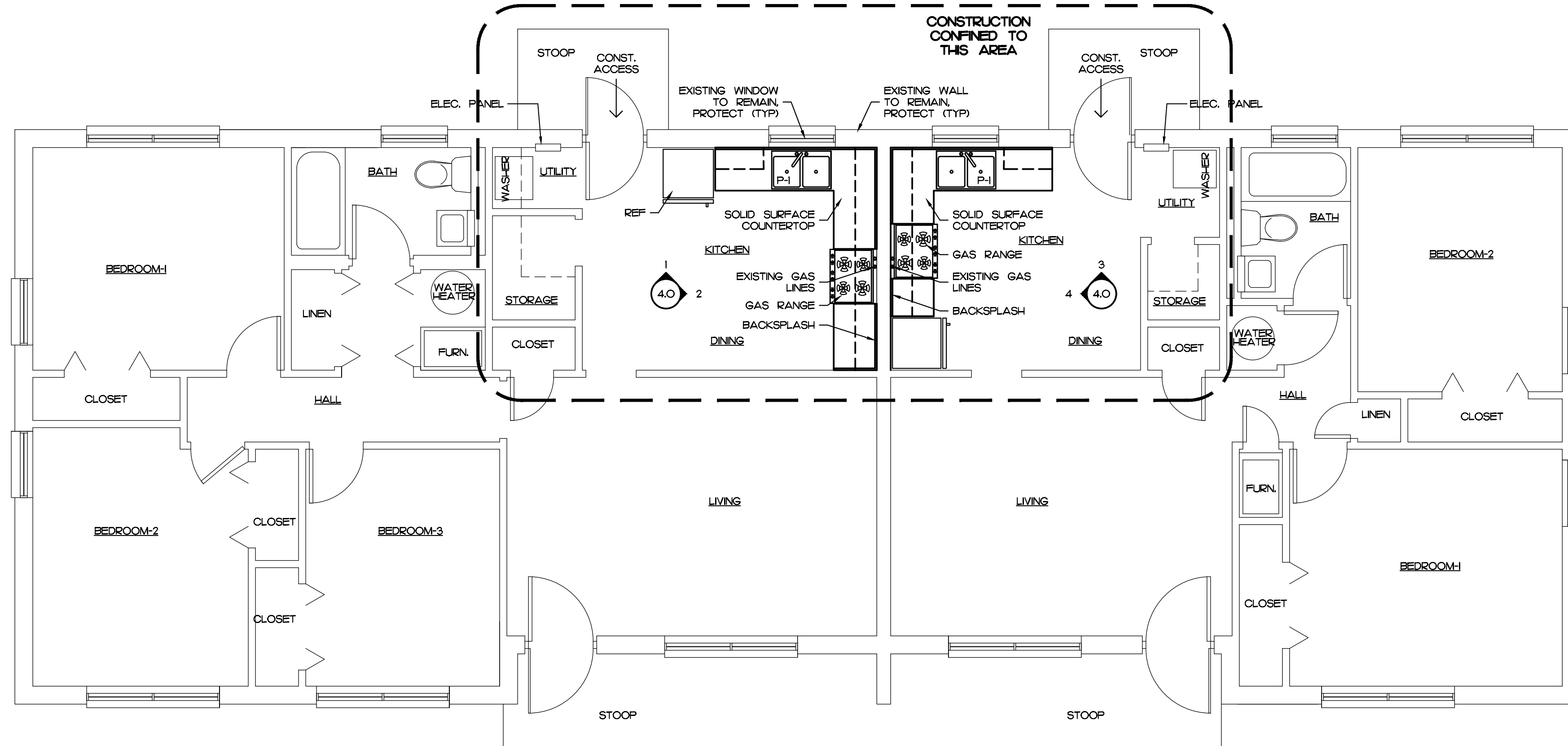




**3-3 BEDROOM D.U.'S - REGULAR DUPLEX - FLOOR PLAN**

UNITS: C121, C122, C123, C124, C131, C132, C137, C138, C139, C140, C143, C144, C149, C150, C153, C154, C159, C160, C161, C162, C163, C164, C170, C171, C172, C173

GENERAL NOTE: FIELD VERIFY ALL EXISTING BASE CABINETS AND REPLACE EXACTLY AS EXISTING. NEW COUNTER TOPS WILL BE TEMPLATED FROM THE ORIGINAL BASE CABINET CONFIGURATION.



**3-2 BEDROOM D.U.'S - REGULAR DUPLEX - FLOOR PLAN**

UNITS: C107, C108, C109, C110, C111, C112, C113, C114, C115, C116, C117, C118, C125, C126, C127, C128, C129, C130, C133, C134, C135, C136, C141, C142, C145, C146, C147, C148, C151, C152, C155, C156, C157, C158, C174, C175, C176, C177

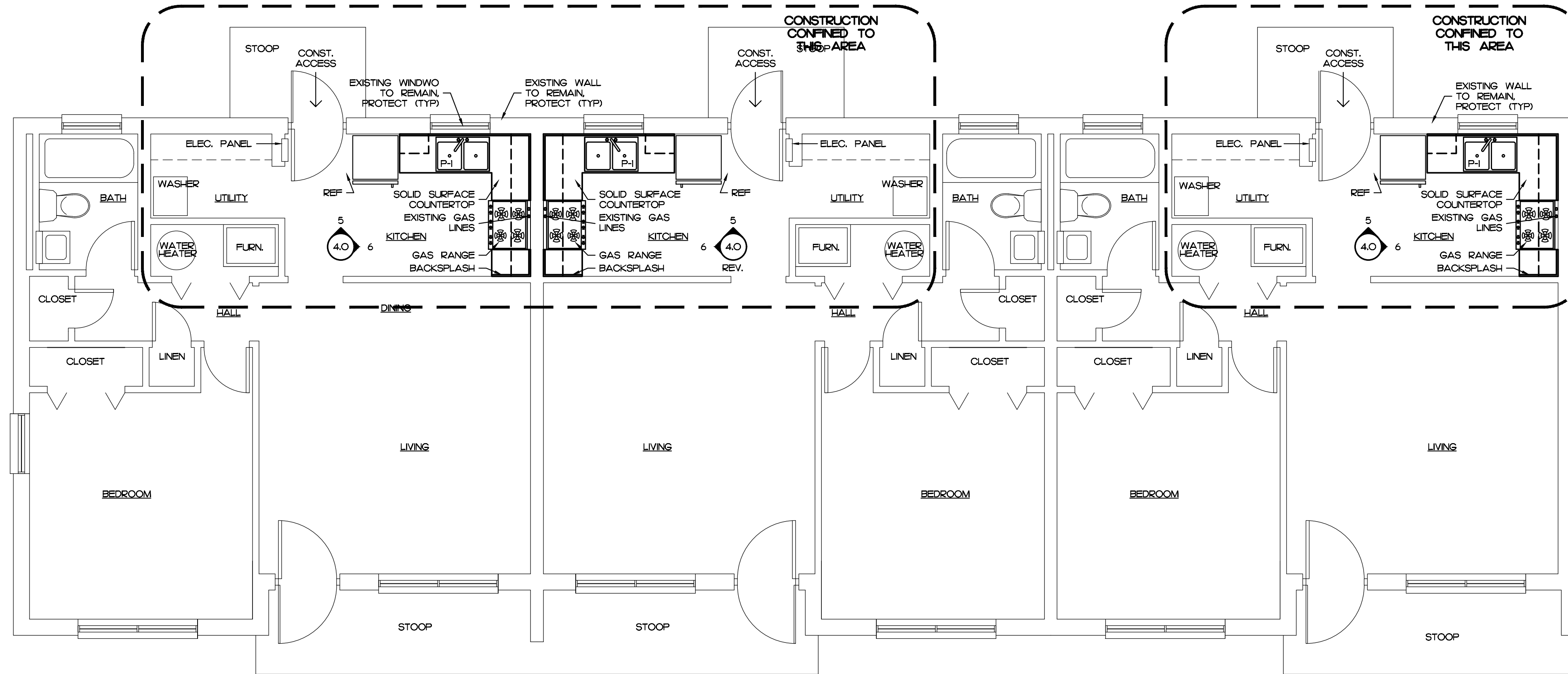
GENERAL NOTE: FIELD VERIFY ALL EXISTING BASE CABINETS AND REPLACE EXACTLY AS EXISTING. NEW COUNTER TOPS WILL BE TEMPLATED FROM THE ORIGINAL BASE CABINET CONFIGURATION.

PLUMBING SCHEDULE		REVISION	BY
P1	SINK (22" x 33" x 7" BOWL) SIMILAR AND EQUAL TO STERLING 14707-3, 2 (EQUAL) COMPARTMENT STAINLESS STEEL KITCHEN SINK. SINK SHALL BE FABRICATED OF 2 GAUGE STAINLESS STEEL, SINK SHALL HAVE A ROLLED SAFETY RIM AND BE SELF-RIMMING. UNDERSIDE OF THE BOWLS SHALL BE SOUND DEADENED. 10 MOUNTING CLIPS SHALL BE PROVIDED PER SINK. SINK SHALL BE PROVIDED AND DRILLED FOR THE FOLLOWING ACCESSORY ITEM:  A. KITCHEN & EQUAL FAUCET SHALL BE SIMILAR & EQUAL TO DELTA, MODEL NO. 2100, CHROME FINISH FOR 3-HOLE 8" INSTALLATION. PROVIDE ALL REQUIRED FITTINGS & MATERIALS FOR COMPLETE INSTALLATION.		
<b>CRG</b>		CRG ARCHITECTS / PALATKA, INC. 216A ST. JOHNS AVE. PALATKA, FL 32177 A A 0 0 2 2 6 0 4 P. 386-325-0213 F. 386-328-1401	
BID SET			
FLOOR PLANS			
KITCHEN CABINET REPLACEMENT AT JAMES A. LONG & ROSA K. RAGSDALE PALATKA HOUSING AUTHORITY PALATKA, FL.			
Seal/Signature:			
Date:	H2-25		
Scale:	AS NOTED		
Drawn:	JCK		
Job:	06Z04		
Sheet:	A-3.0		
9 Of 14 Sheets			

**DWELLING UNIT FLOOR PLANS**  
SCALE: 1/4" = 1'-0"

**JAMES A. LONG**

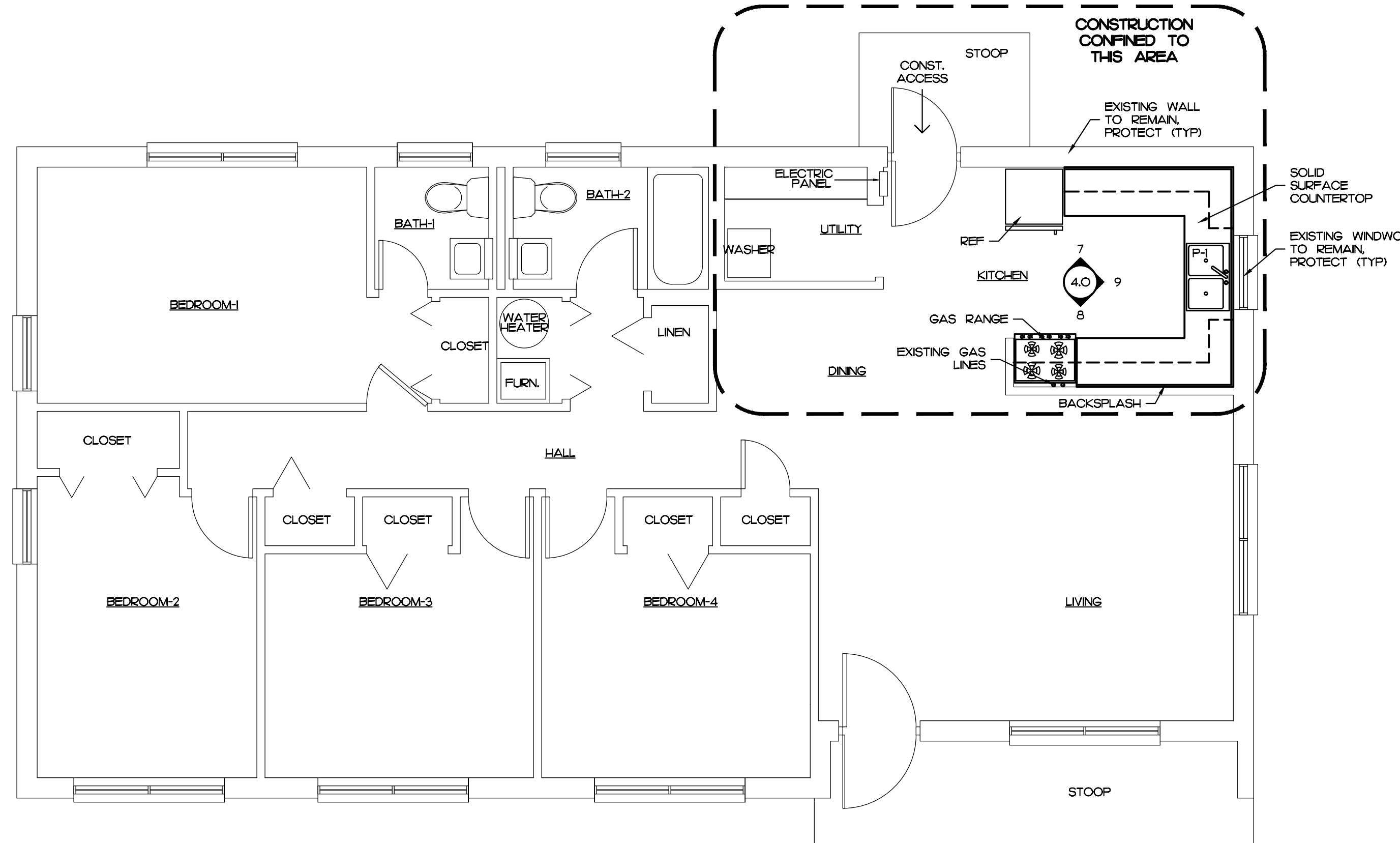
COPYRIGHT © CRG ARCHITECTS/PALATKA INC. - ALL RIGHTS RESERVED - DO NOT REPRODUCE



**1-1-1 BEDROOM D.U.'S - REGULAR TRIPLEX - FLOOR PLAN**

UNITS: C101, C102, C103, C104, C105, C106

GENERAL NOTE: FIELD VERIFY ALL EXISTING BASE CABINETS AND REPLACE EXACTLY AS EXISTING. NEW COUNTER TOPS WILL BE TEMPLATED FROM THE ORIGINAL BASE CABINET CONFIGURATION.



**4 BEDROOM REGULAR D.U. - FLOOR PLAN**

UNITS: C119, C120, C165, C166, C167, C168, C169, C178, C179, C180, C181, C182, C183, C184

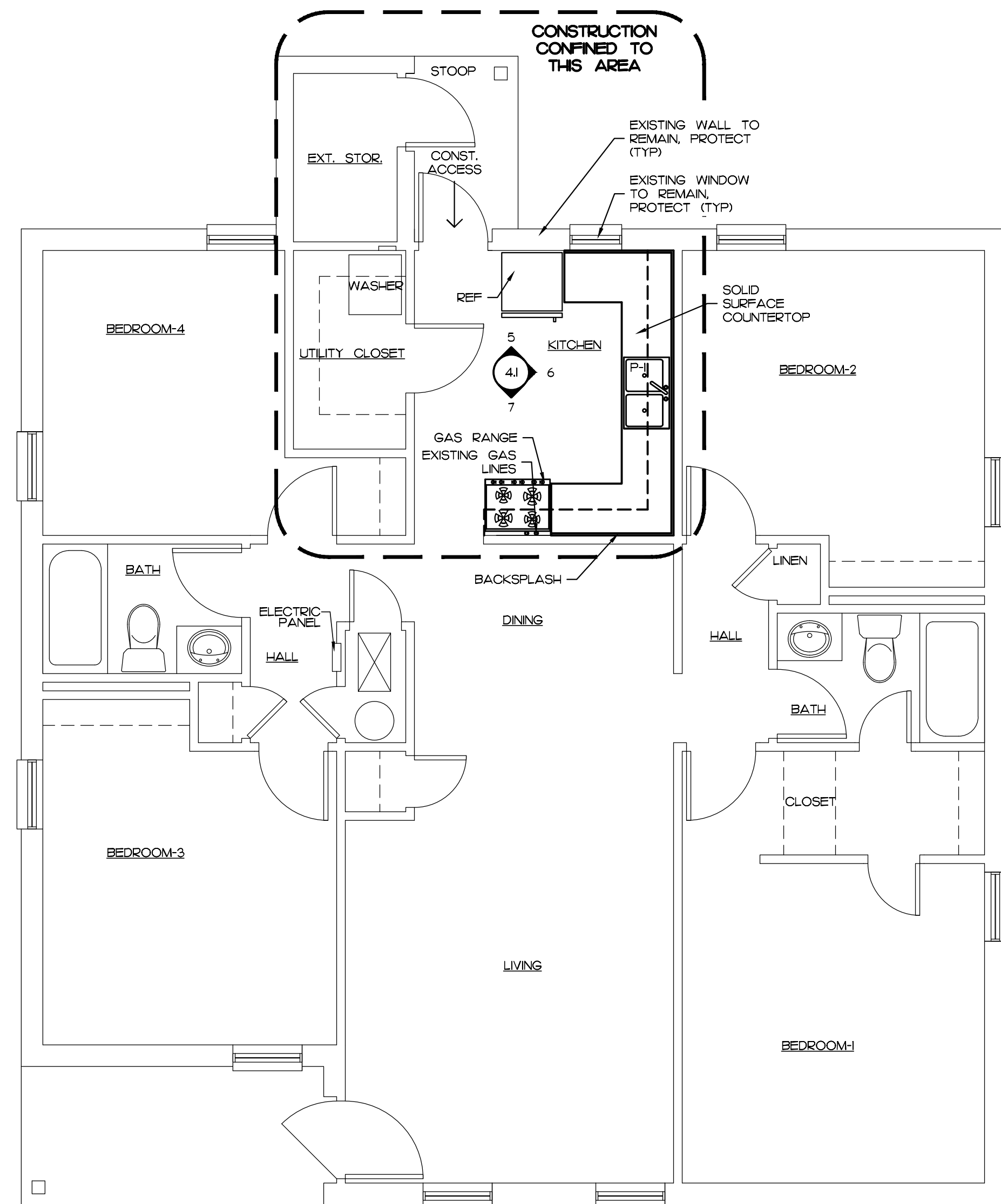
GENERAL NOTE: FIELD VERIFY ALL EXISTING BASE CABINETS AND REPLACE EXACTLY AS EXISTING. NEW COUNTER TOPS WILL BE TEMPLATED FROM THE ORIGINAL BASE CABINET CONFIGURATION.

PLUMBING SCHEDULE		REVISION	BY
<p><b>PL</b> SINK (22" x 33" x 7" BOWL) SIMILAR AND EQUAL TO STERLING 14707-3, 2 (EQUAL) COMPARTMENT STAINLESS STEEL KITCHEN SINK. SINK SHALL BE FABRICATED OF 21 GAUGE STAINLESS STEEL. SINK SHALL HAVE A ROLLED SAFETY RIM AND BE SELF-RIMMING. UNDERSIDE OF THE BOWLS SHALL BE SOUND DEADENED. 10 MOUNTING CLIPS SHALL BE PROVIDED PER SINK. SINK SHALL BE PROVIDED AND DRILLED FOR THE FOLLOWING ACCESSORY ITEM:</p> <p>A. KITCHEN SINK FAUCET SHALL BE SIMILAR &amp; EQUAL TO DELTA, MODEL NO. 2100, CHROME FINISH FOR 3-HOLE 8" INSTALLATION. PROVIDE ALL REQUIRED FITTINGS &amp; MATERIALS FOR COMPLETE INSTALLATION.</p>			
<b>CRG</b>			
<p>CRG ARCHITECTS / PALATKA, INC. 216A ST. JOHNS AVE. PALATKA, FL 32177 A A 0 0 0 2 6 0 4 P. 386-325-0213 F. 386-328-1401</p>			
BID SET			
FLOOR PLANS			
KITCHEN CABINET REPLACEMENT AT JAMES A. LONG & ROSA K. RAGSDALE PALATKA HOUSING AUTHORITY PALATKA, FL.			
Seal/Signature:			
Date:	H2-25		
Scale:	AS NOTED		
Drawn:	JCK		
Job:	06Z04		
Sheet:	A-3.1		

**DWELLING UNIT FLOOR PLANS**  
SCALE: 1/4" = 1'-0"

**JAMES A. LONG**

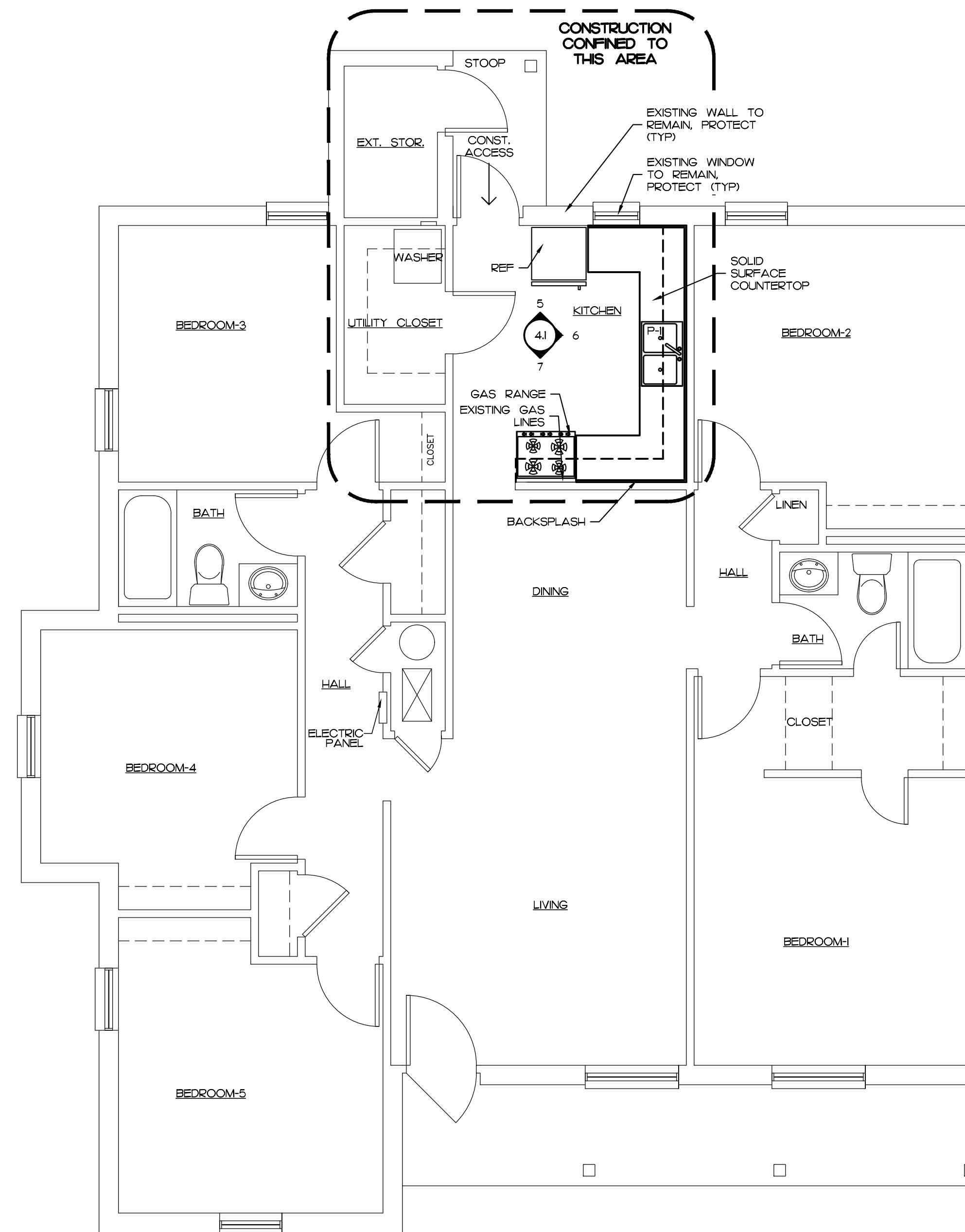
COPYRIGHT © CRG ARCHITECTS/PALATKA INC. - ALL RIGHTS RESERVED - DO NOT REPRODUCE



**4 BEDROOM C.T. REGULAR D.U. - FLOOR PLAN**

UNITS: CT185, CT186, CT187, CT189, CT191, CT192, CT196, CT197, CT198, CT200

GENERAL NOTE: FIELD VERIFY ALL EXISTING BASE CABINETS AND REPLACE EXACTLY AS EXISTING. NEW COUNTER TOPS WILL BE TEMPLATED FROM THE ORIGINAL BASE CABINET CONFIGURATION.



**5 BEDROOM C.T. REGULAR D.U. - FLOOR PLAN**

UNITS: CT188, CT190, CT193, CT194, CT195, CT199

GENERAL NOTE: FIELD VERIFY ALL EXISTING BASE CABINETS AND REPLACE EXACTLY AS EXISTING. NEW COUNTER TOPS WILL BE TEMPLATED FROM THE ORIGINAL BASE CABINET CONFIGURATION.

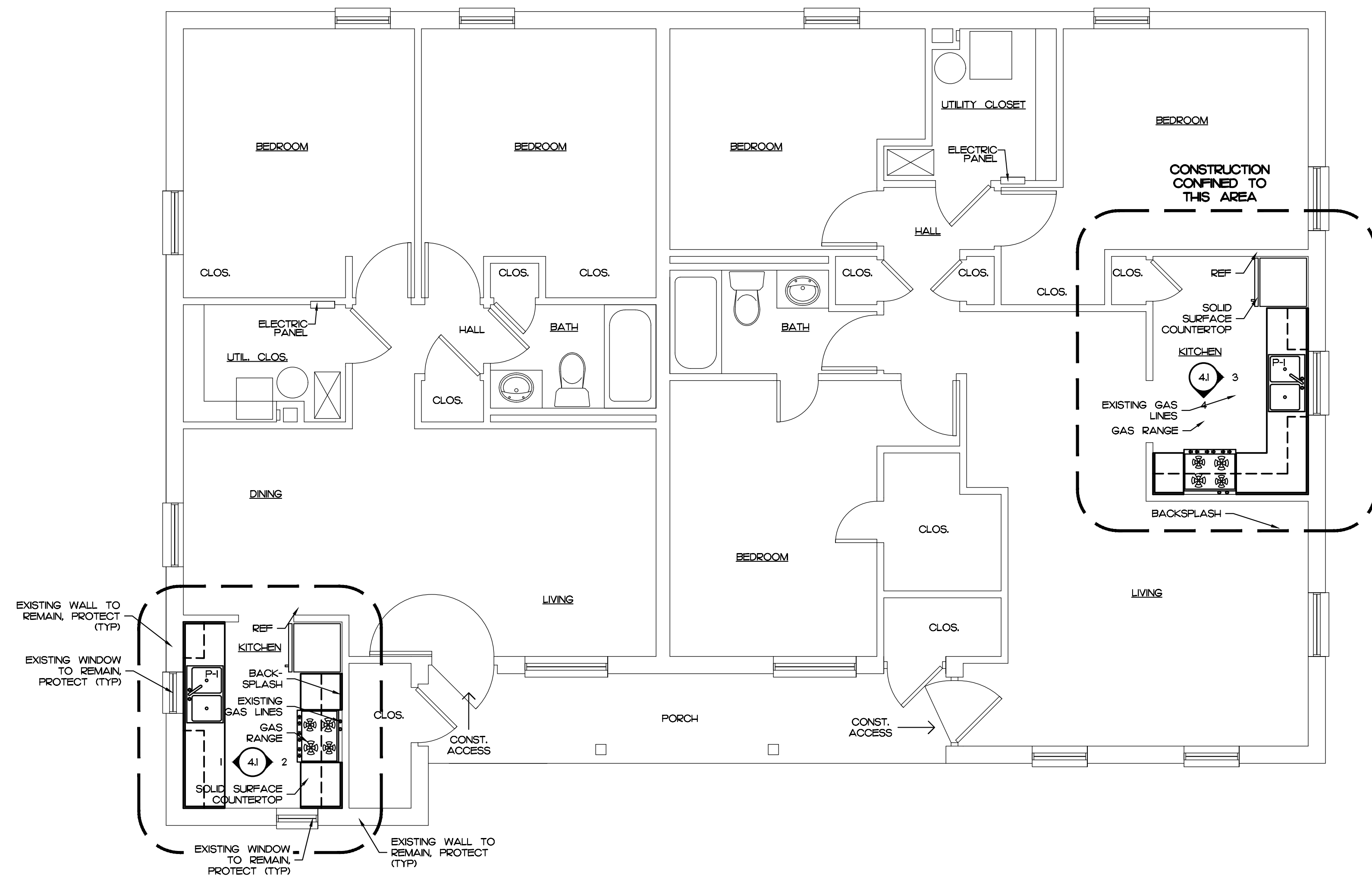
PLUMBING SCHEDULE		REVISION	BY
PL	SINK (22" x 33" x 7" BOWL) SIMILAR AND EQUAL TO STERLING 14707-3, 2 (EQUAL) COMPARTMENT STAINLESS STEEL KITCHEN SINK. SINK SHALL BE FABRICATED OF 21 GAUGE STAINLESS STEEL. SINK SHALL HAVE A ROLLED SAFETY RIM AND BE SELF-RIMMING. UNDERSIDE OF THE BOWLS SHALL BE SOUND DEADENED. 10 MOUNTING CLIPS SHALL BE PROVIDED PER SINK. SINK SHALL BE PROVIDED AND DRILLED FOR THE FOLLOWING ACCESSORY ITEM:  A. KITCHEN SINK FAUCET SHALL BE SIMILAR & EQUAL TO DELTA, MODEL NO. 2100, CHROME FINISH FOR 3-HOLE 8" INSTALLATION. PROVIDE ALL REQUIRED FITTINGS & MATERIALS FOR COMPLETE INSTALLATION.		
<b>CRG</b>		CRG ARCHITECTS / PALATKA, INC. 216A ST. JOHNS AVE. PALATKA, FL 32177 A A 0 0 2 6 0 4 P. 386-325-0213 F. 386-328-1401	
BID SET			
FLOOR PLANS			
KITCHEN CABINET REPLACEMENT AT JAMES A. LONG & ROSA K. RAGSDALE PALATKA HOUSING AUTHORITY PALATKA, FL.			
Seal/Signature:			
Date:	H2-25		
Scale:	AS NOTED		
Drawn:	JCK		
Job:	OKZ04		
Sheet:	A-3.2		

**DWELLING UNIT FLOOR PLANS**

SCALE: 1/4" = 1'-0"

**JAMES A. LONG C.T.**

COPYRIGHT © CRG ARCHITECTS/PALATKA INC. - ALL RIGHTS RESERVED - DO NOT REPRODUCE



**3-2 BEDROOM D.U.'S - REGULAR DUPLEX - FLOOR PLAN**

UNITS: T101 - T184 (42 BUILDINGS)

GENERAL NOTE: FIELD VERIFY ALL EXISTING BASE CABINETS AND REPLACE EXACTLY AS EXISTING. NEW COUNTER TOPS WILL BE TEMPLATED FROM THE ORIGINAL BASE CABINET CONFIGURATION.

PLUMBING SCHEDULE	
REVISION	BY

**PL** SINK (22" x 33" x 7" BOWL) SIMILAR AND EQUAL TO STERLING I4707-3, 2 (EQUAL) COMPARTMENT STAINLESS STEEL KITCHEN SINK. SINK SHALL BE FABRICATED OF 21 GAUGE STAINLESS STEEL. SINK SHALL HAVE A ROLLED SAFETY RIM AND BE SELF-RIMMING. UNDERSIDE OF THE BOWLS SHALL BE SOUND DEADENED. 10 MOUNTING CLIPS SHALL BE PROVIDED PER SINK. SINK SHALL BE PROVIDED AND DRILLED FOR THE FOLLOWING ACCESSORY ITEM:  
 A. KITCHEN SINK FAUCET SHALL BE SIMILAR & EQUAL TO DELTA, MODEL NO. 2100, CHROME FINISH FOR 3-HOLE 8" INSTALLATION. PROVIDE ALL REQUIRED FITTINGS & MATERIALS FOR COMPLETE INSTALLATION.

**CRG**

CRG ARCHITECTS / PALATKA, INC.  
 216A ST. JOHNS AVE.  
 PALATKA, FL 32177  
 A A 0 0 2 6 0 4  
 P. 386-325-0213  
 F. 386-328-1401

BID SET

FLOOR PLANS

KITCHEN CABINET REPLACEMENT  
 AT JAMES A. LONG & ROSA K. RAGSDALE  
 PALATKA HOUSING AUTHORITY  
 PALATKA, FL.

Seal/Signature:

Date: H2-25

Scale: AS NOTED

Drawn: JCK

Job: O6Z04

Sheet:

**A-3.3**

12 Of 14 Sheets

**DWELLING UNIT FLOOR PLANS**  
SCALE: 1/4" = 1'-0"

**RAGSDALE**

COPYRIGHT © CRG ARCHITECTS/PALATKA INC. - ALL RIGHTS RESERVED - DO NOT REPRODUCE

REVISION	BY

**CRG**  
 CRG ARCHITECTS / PALATKA, INC.  
 216A ST. JOHNS AVE.  
 PALATKA, FL 32177  
 A A 0 0 0 2 6 0 4  
 P. 386-325-0213  
 F. 386-328-1401

BID SET

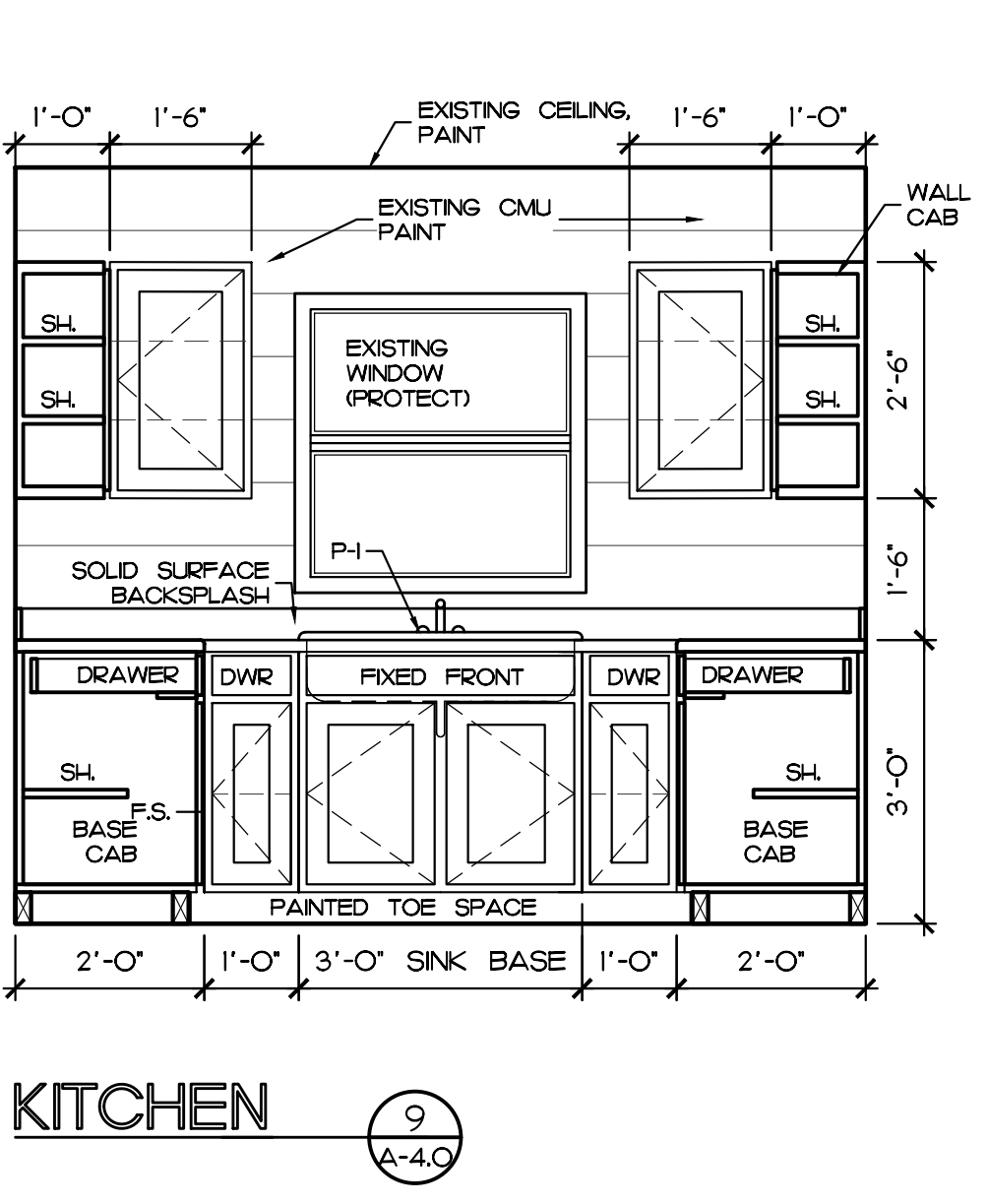
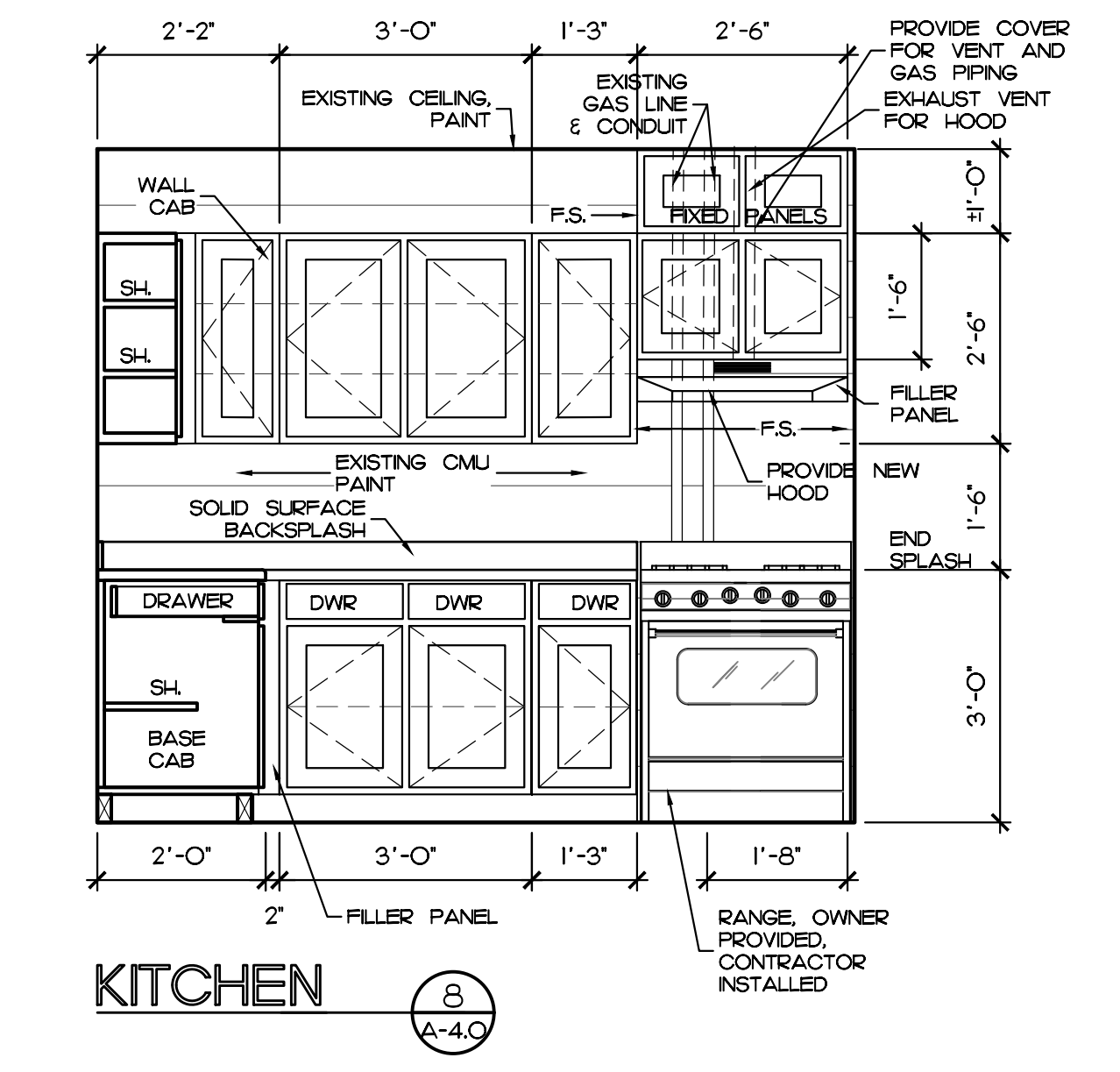
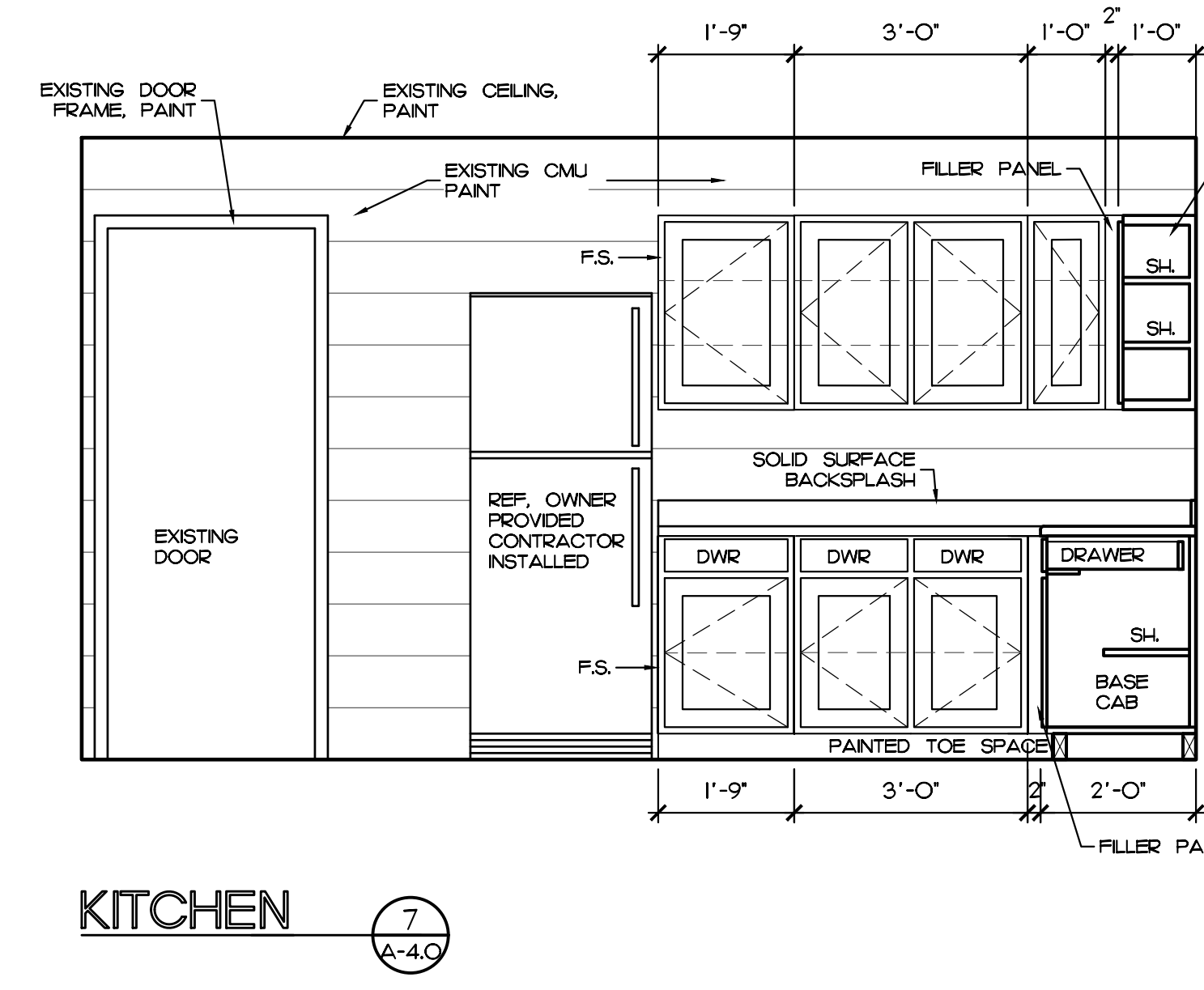
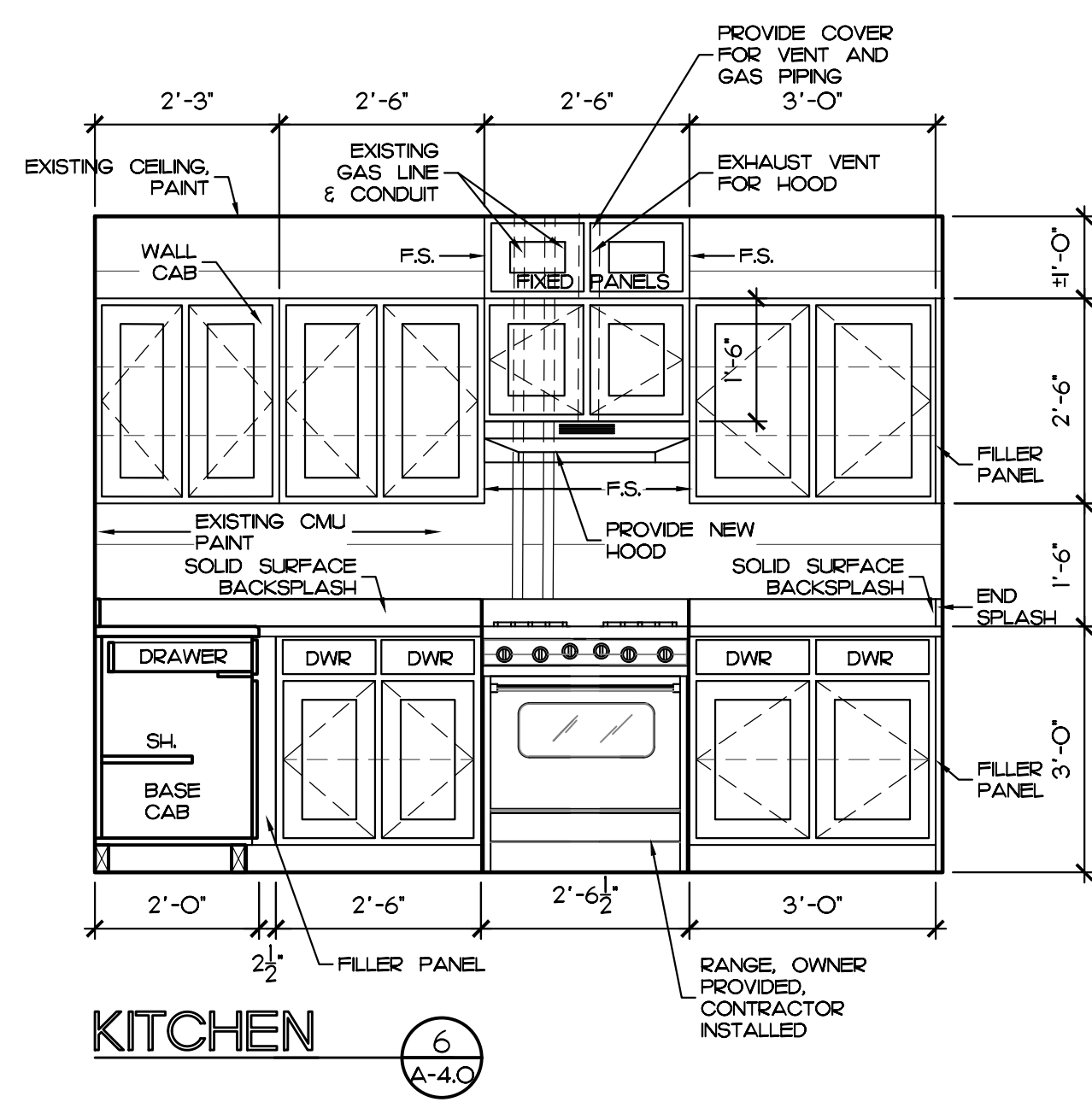
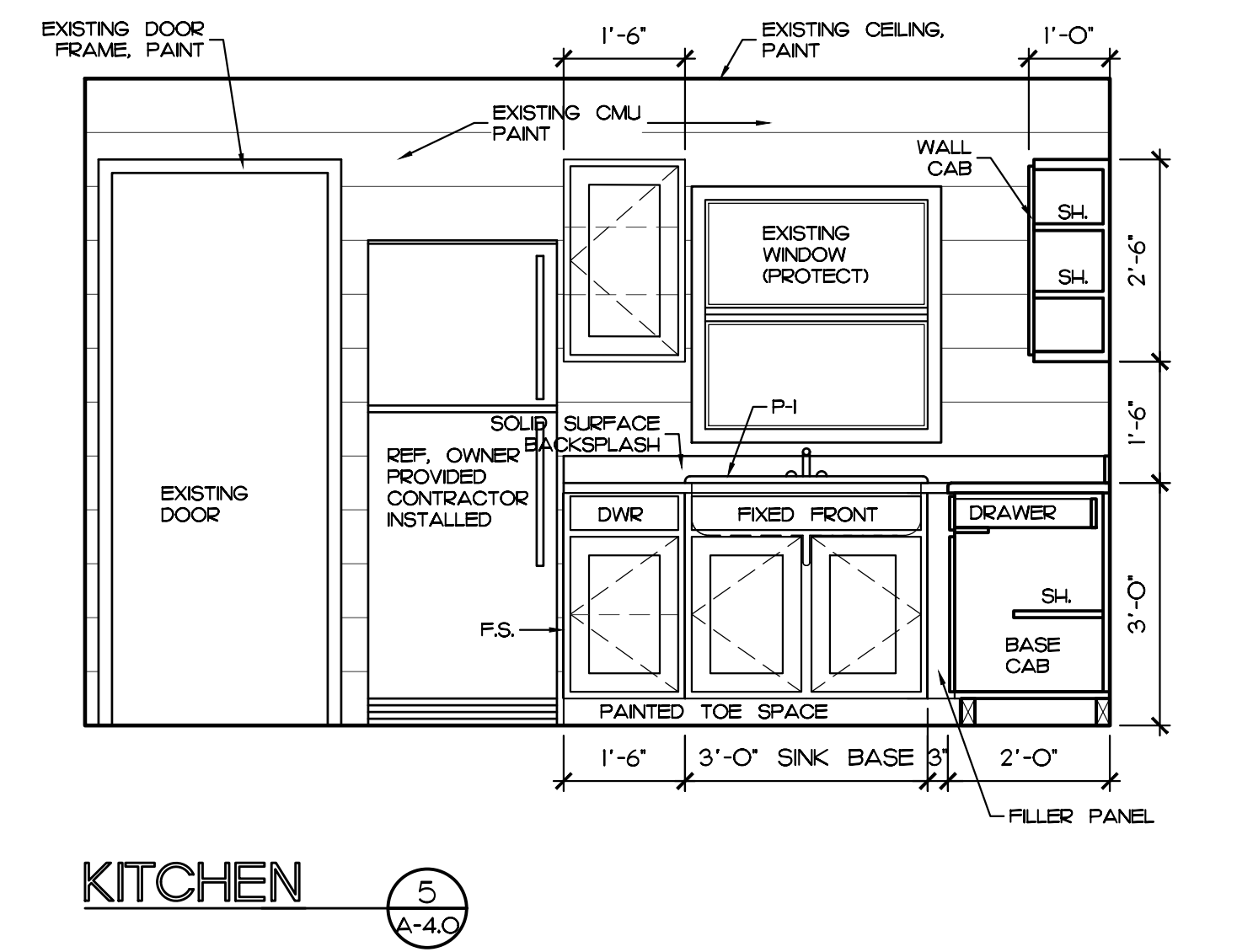
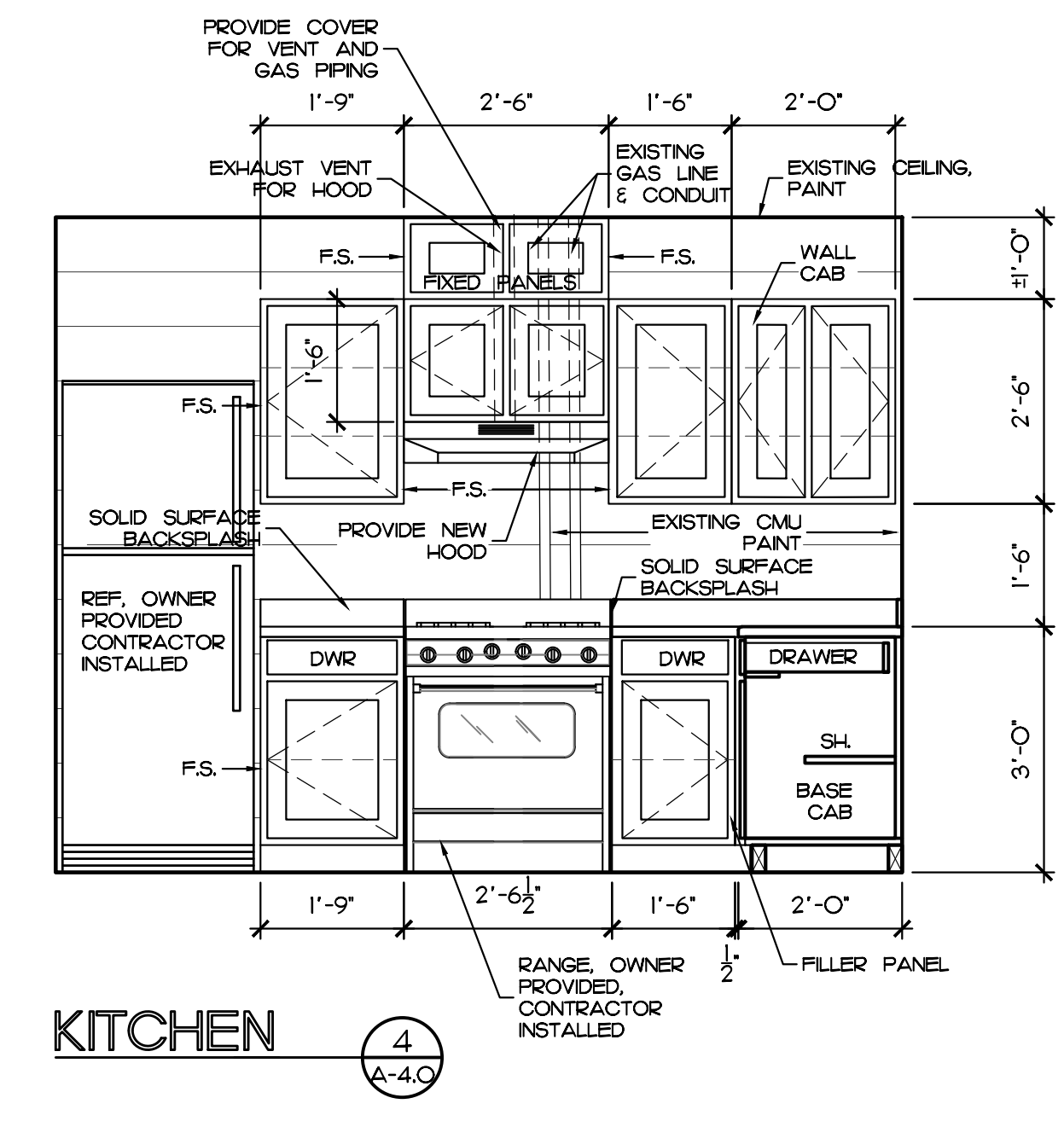
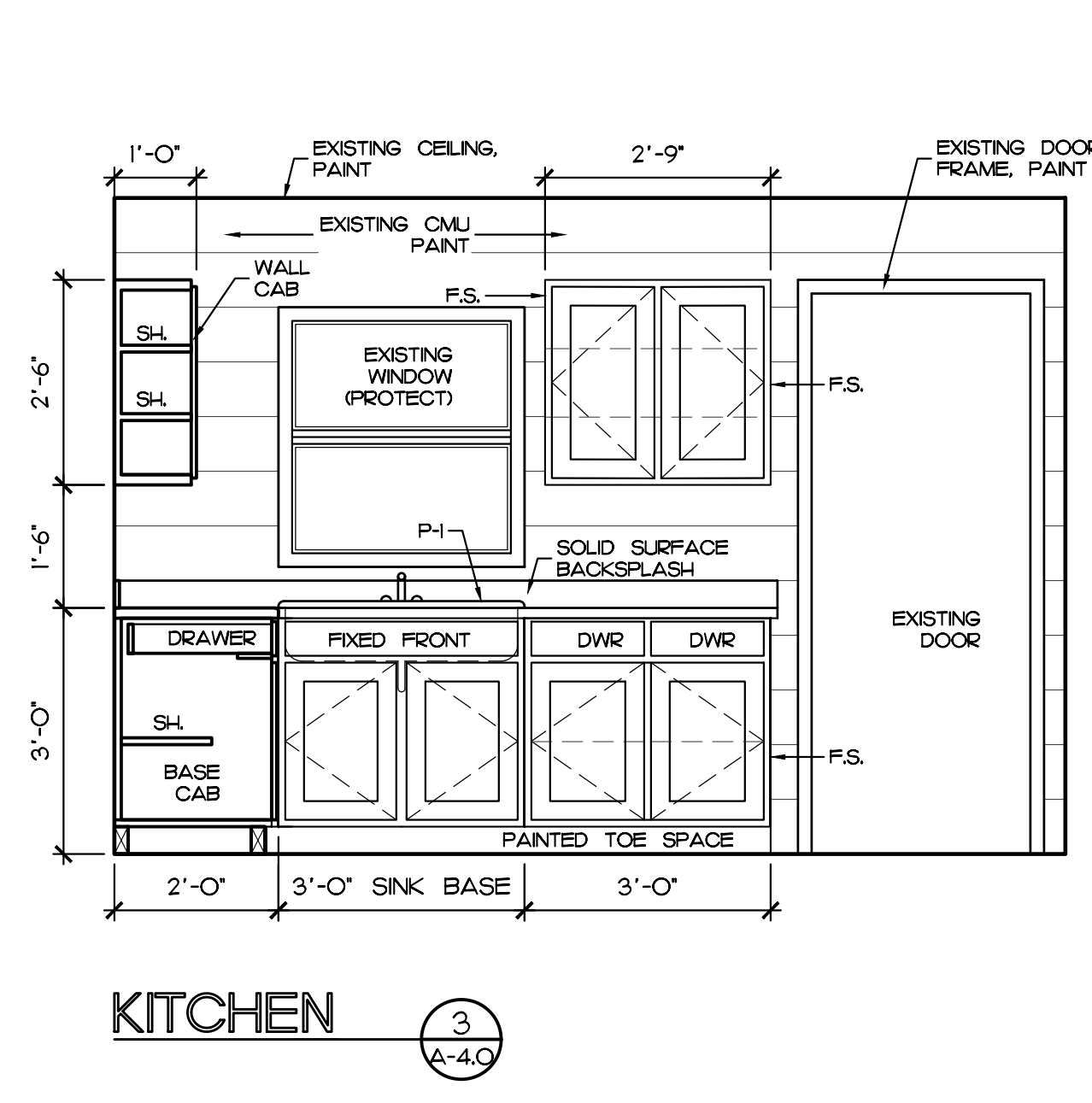
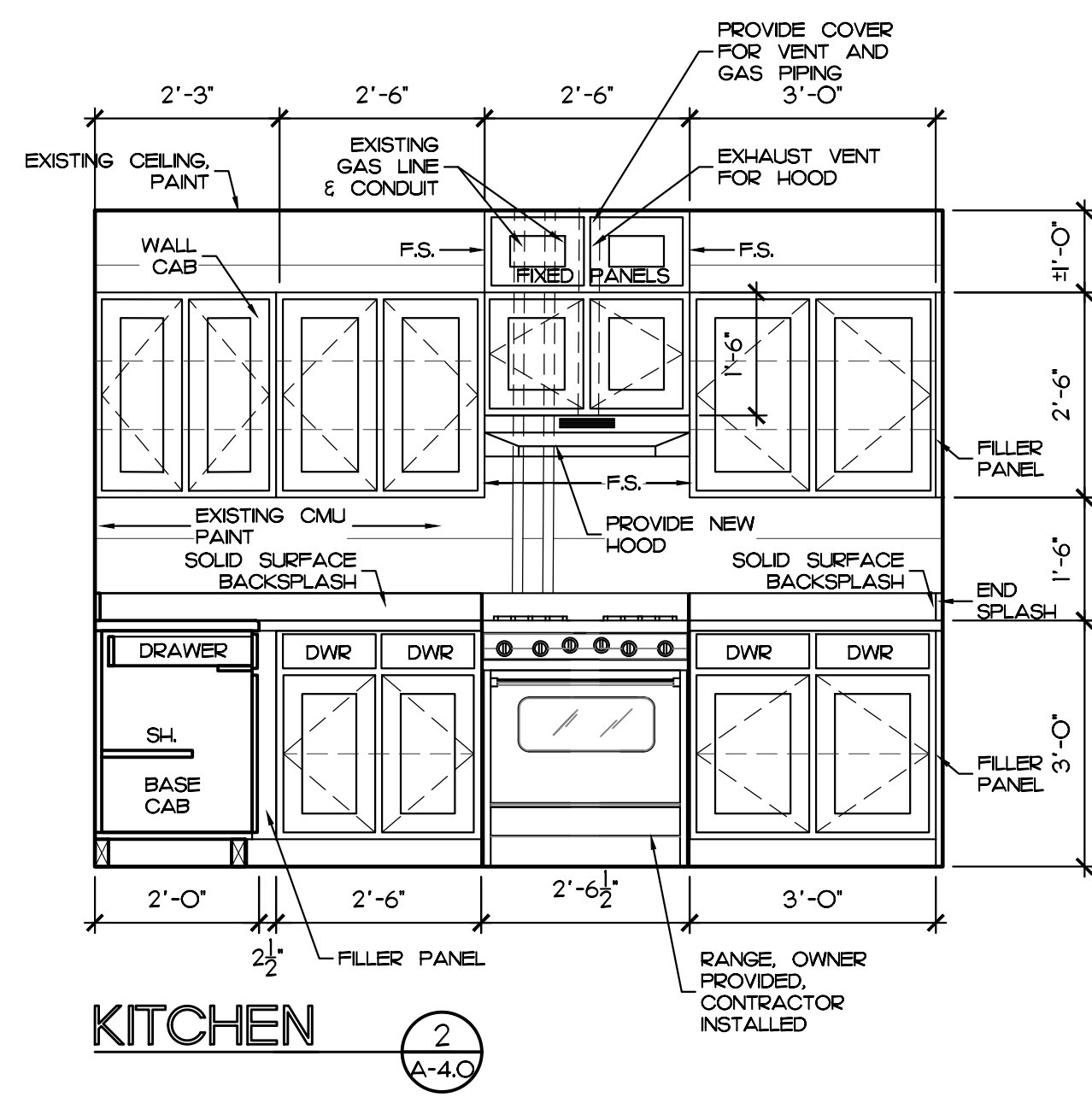
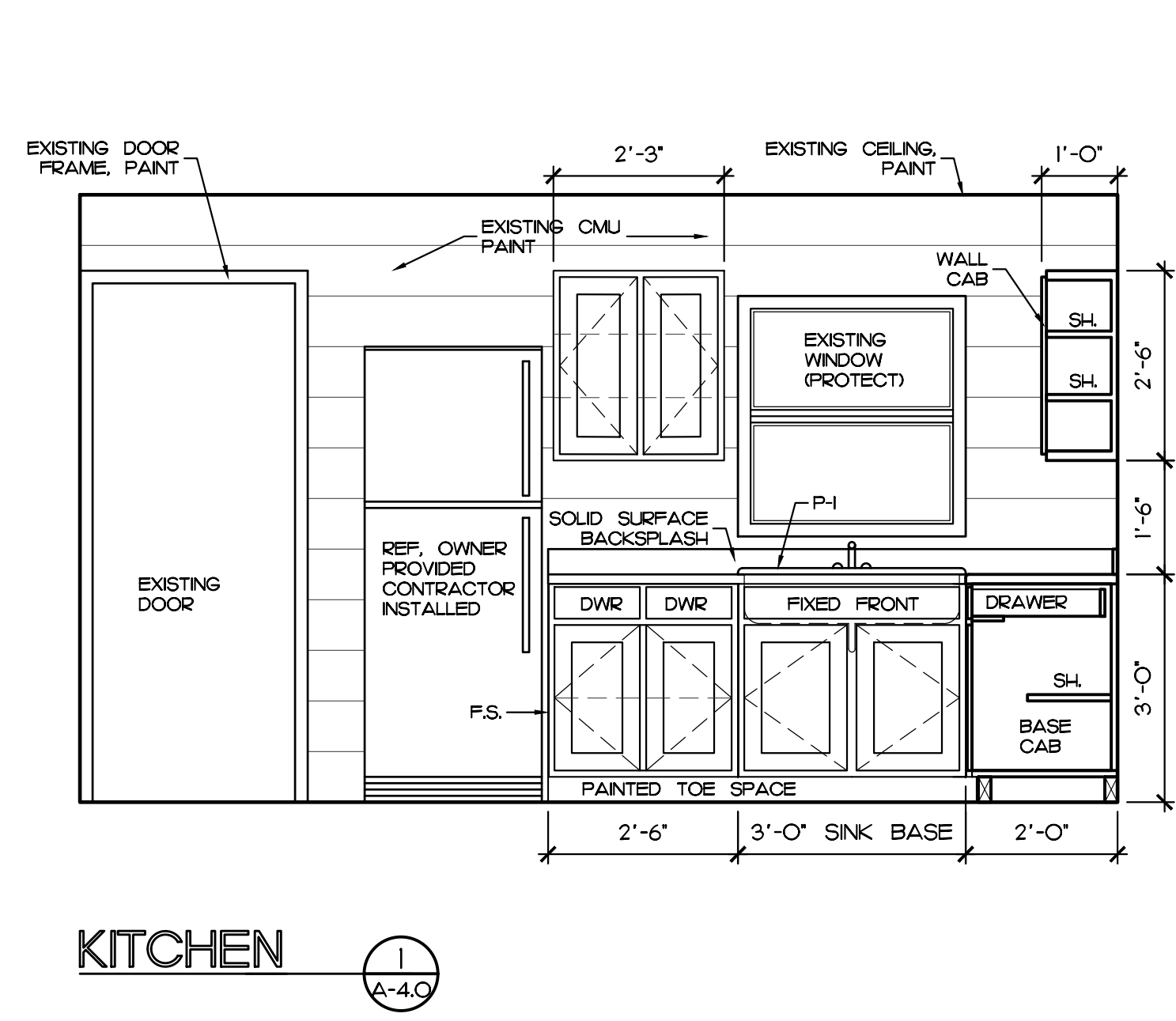
INTERIOR  
 ELEVATIONS

KITCHEN CABINET REPLACEMENT  
 AT JAMES A. LONG & ROSA K. RAGSDALE  
 PALATKA HOUSING AUTHORITY  
 PALATKA, FL.

Seal/Signature:

Date: H2-25  
 Scale: AS NOTED  
 Drawn: JCK  
 Job: Ok204  
 Sheet:

13 of 14 Sheets



**PLUMBING SCHEDULE**

PI SINK (22" x 33" x 7" BOWL) SIMILAR AND EQUAL TO STERLING I4707-3. 2 (EQUAL) COMPARTMENT STAINLESS STEEL KITCHEN SINK. SINK SHALL BE FABRICATED OF 21 GAUGE STAINLESS STEEL. SINK SHALL HAVE A ROLLED SAFETY RIM AND BE SELF-RIMMING. UNDERSIDE OF THE BOWLS SHALL BE SOLID DEADENED. 10 MOUNTING CLIPS SHALL BE PROVIDED PER SINK. SINK SHALL BE PROVIDED AND DRILLED FOR THE FOLLOWING ACCESSORY ITEM:

A. KITCHEN SINK FAUCET SHALL BE SIMILAR & EQUAL TO DELTA, MODEL NO. 2100, CHROME FINISH FOR 3-HOLE 8" INSTALLATION. PROVIDE ALL REQUIRED FITTINGS & MATERIALS FOR COMPLETE INSTALLATION.

**UTILITY NOTES**

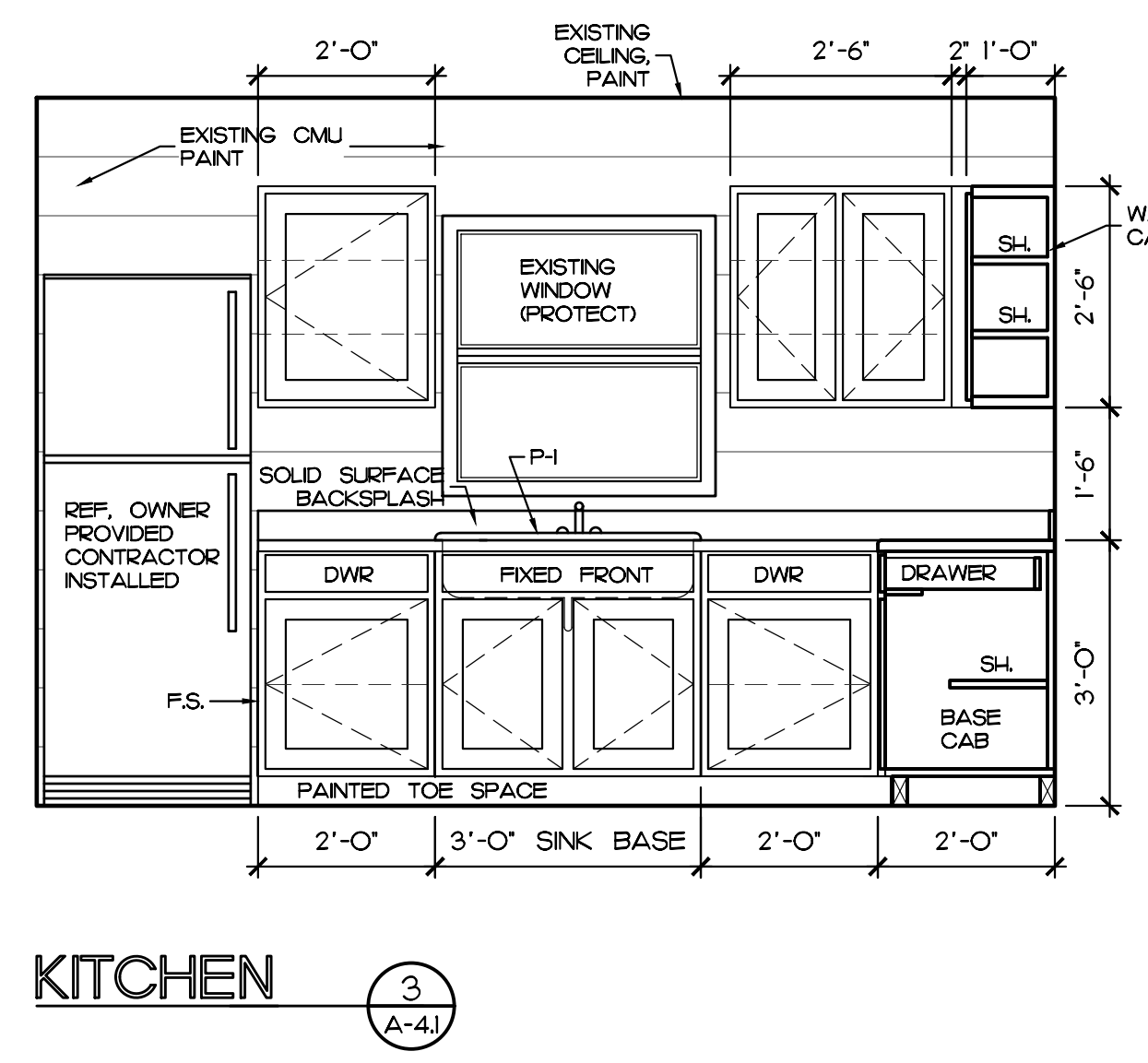
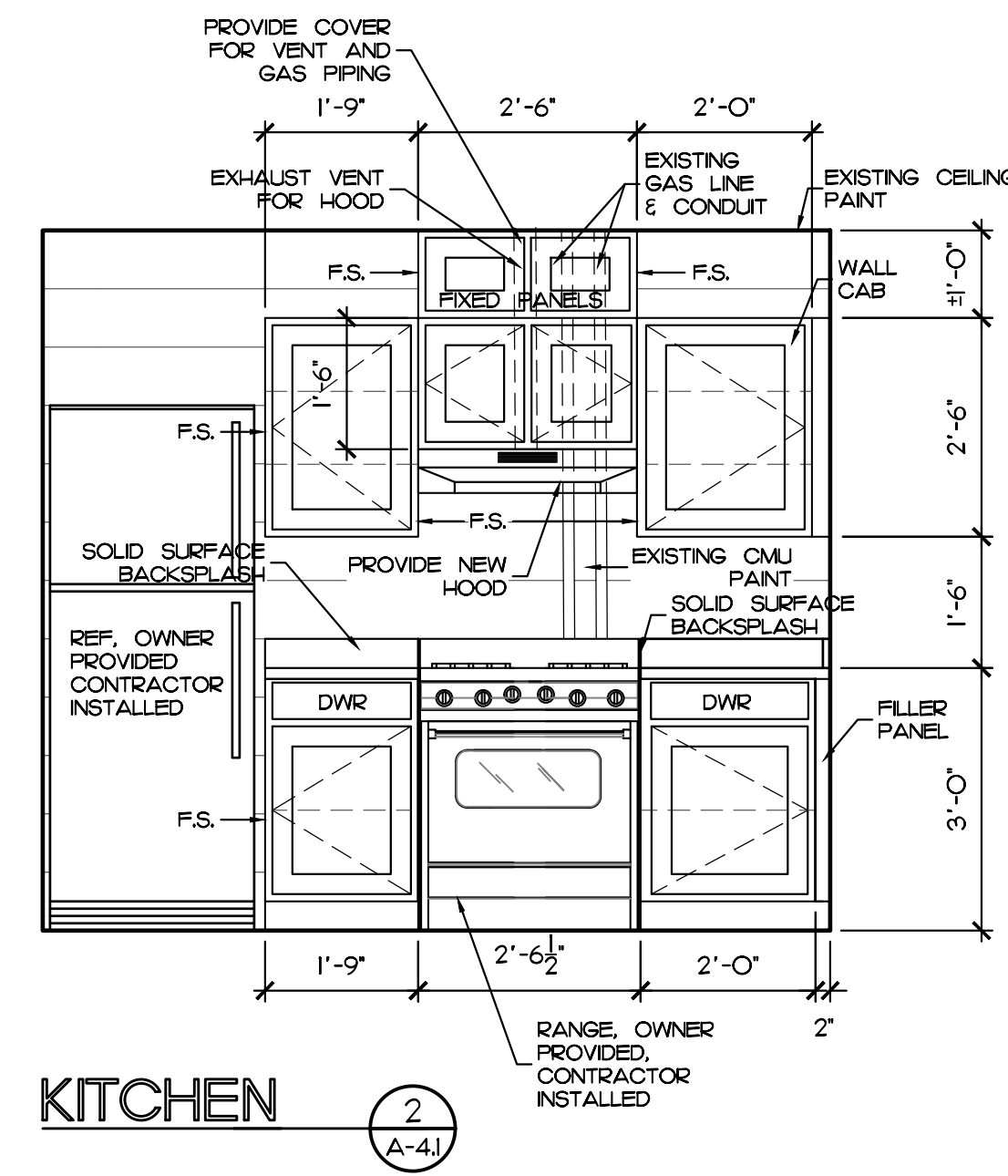
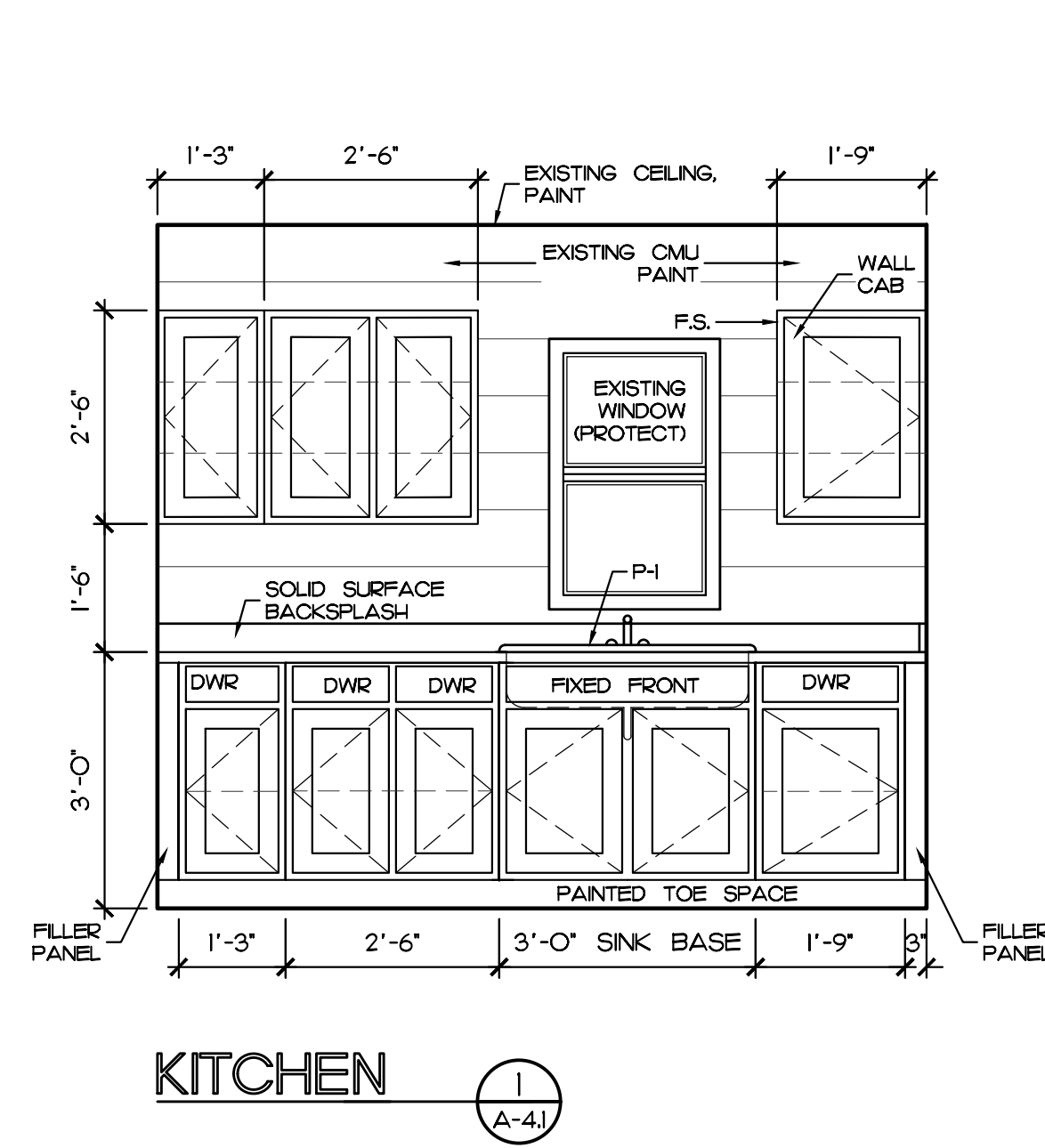
- BOX AROUND EXISTING ELECTRICAL AND/OR GAS SERVICES - PROVIDE CLEAR ACCESS IN S.S. METAL CHASE COVER TO RECONNECT EXISTING RANGES AND RANGE HOODS. TYPICAL AT ALL UNITS.
- CONTRACTOR SHALL FIELD VERIFY LOCATION OF EXISTING GAS AND/OR ELECTRIC CONDUITS LOCATED BEHIND RANGE AND RANGE HOOD.

**GENERAL NOTES**

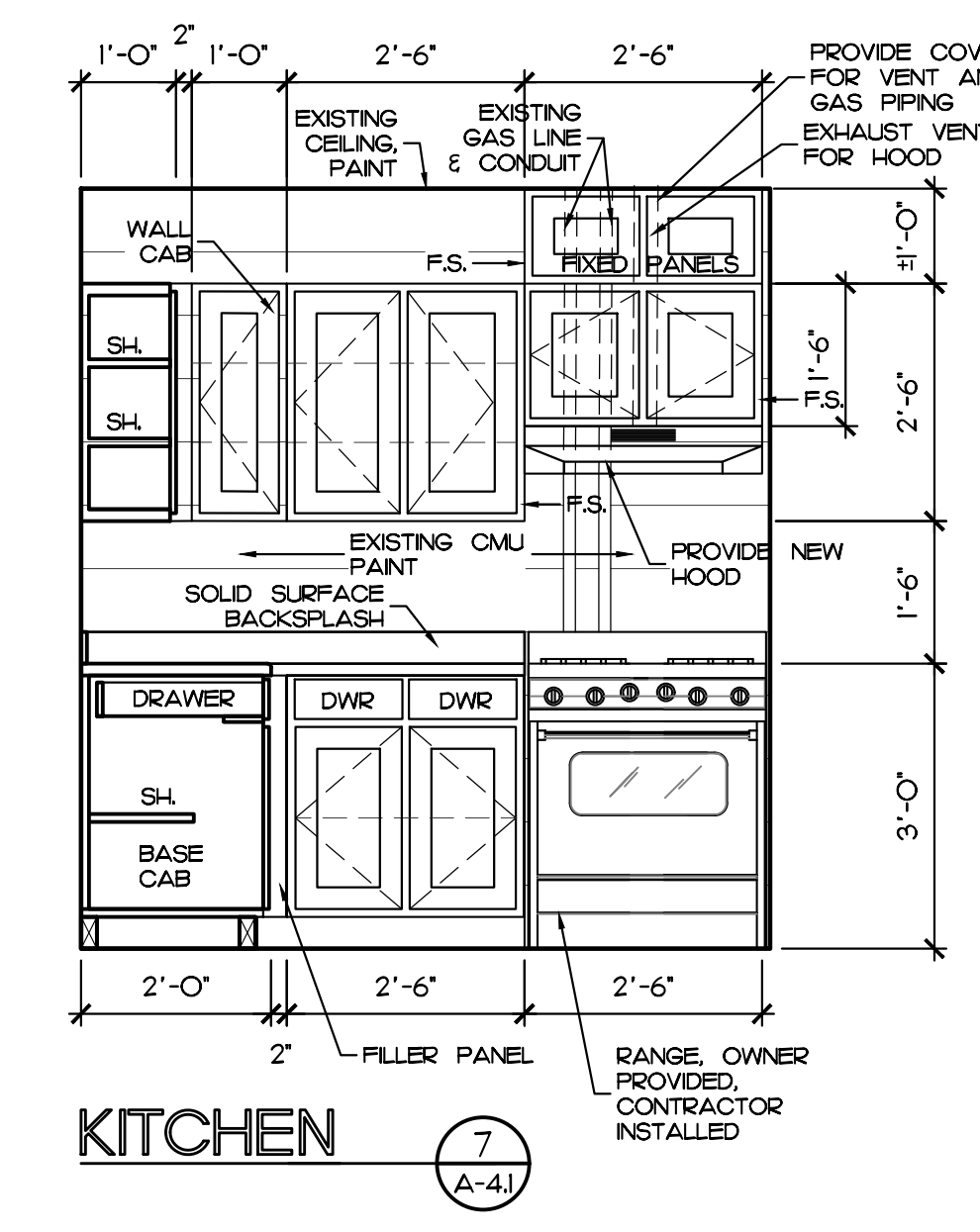
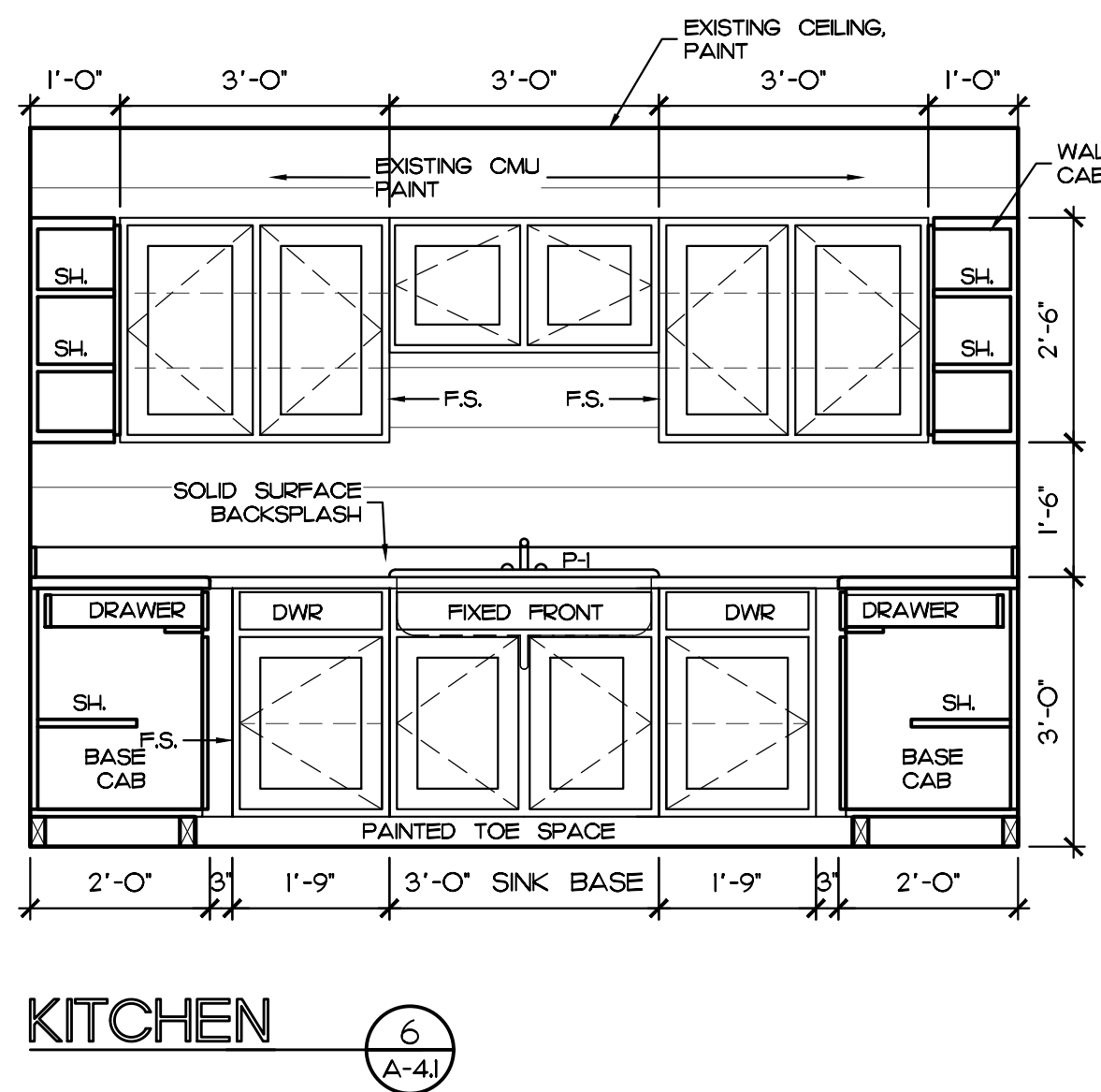
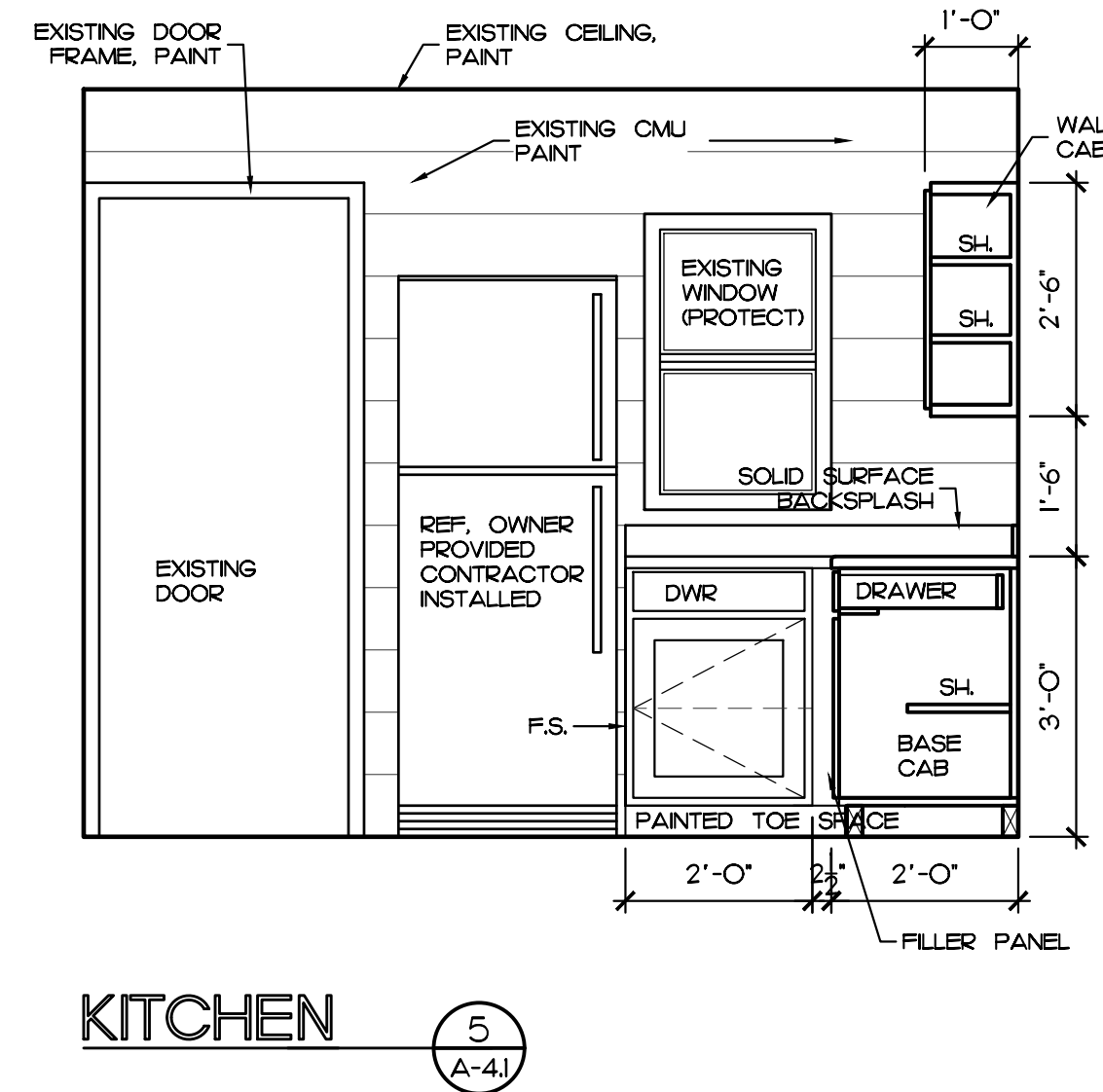
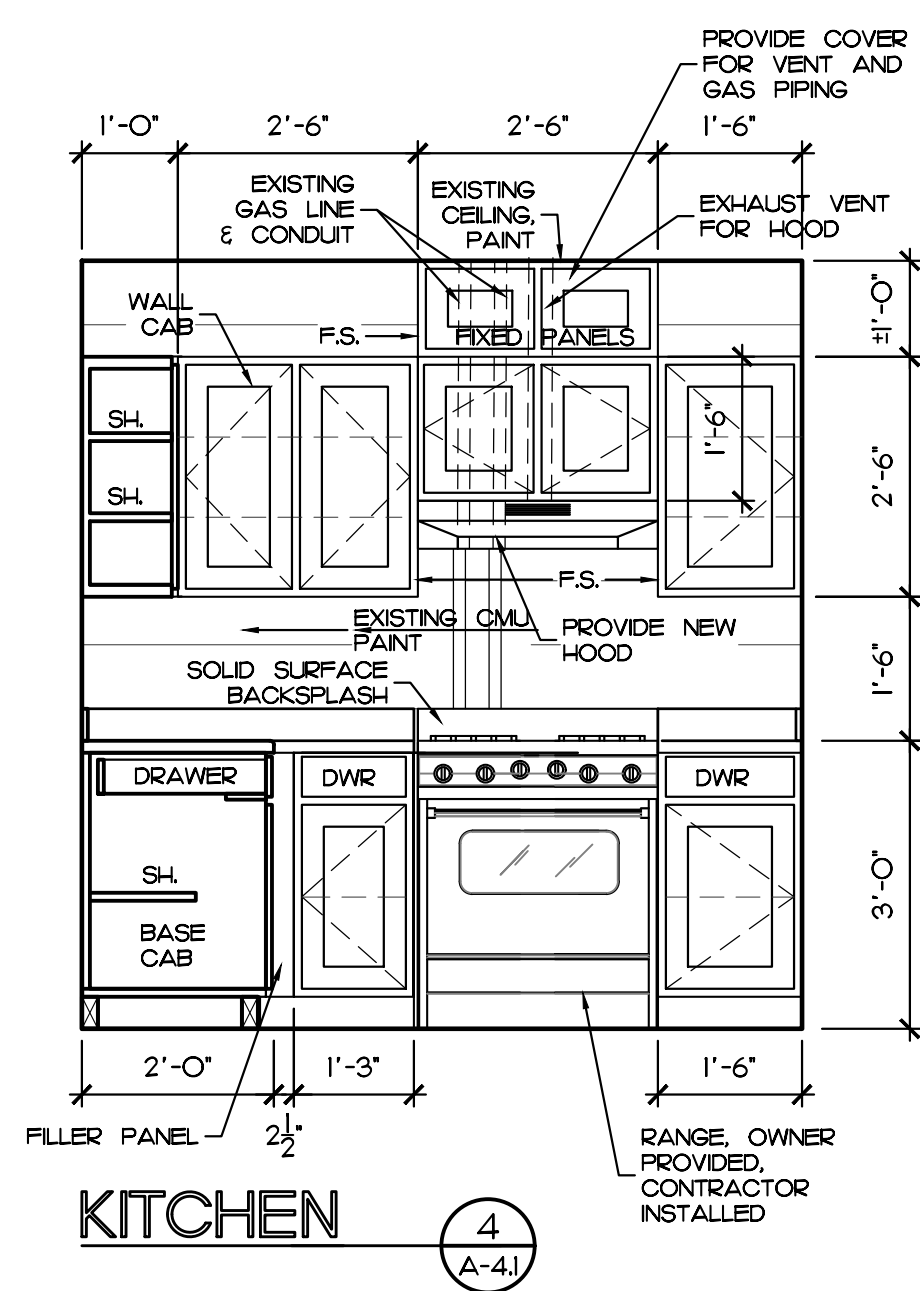
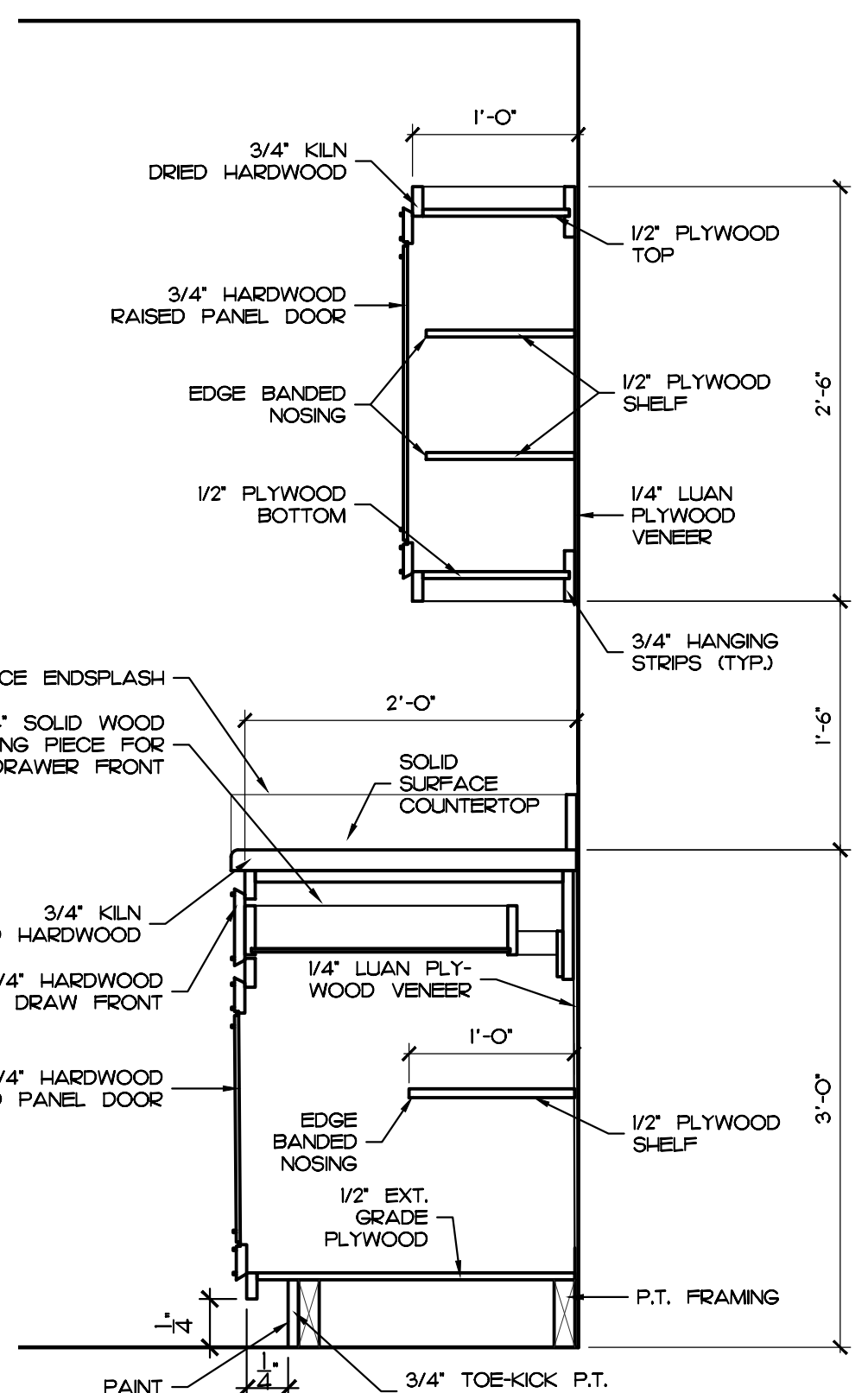
- PROVIDE CORNER FILLER PANEL AT TOP & BOTTOM OF WALL CABINET CORNERS
- F.S. INDICATES FINISHED SIDE
- SCRIBE FILLER STRIPS TO FIT PROFILE OF EXISTING WALLS AS REQUIRED.
- PROVIDE FILLER STRIPS (FINISHED TO MATCH CABINET FINISH) AT ALL REQUIRED LOCATIONS
- ALL CABINET SURFACES EXPOSED TO VIEW SHALL BE FINISHED

**INTERIOR ELEVATIONS**  
 SCALE: 1/2" = 1'-0"

COPYRIGHT © CRG ARCHITECTS/PALATKA INC. - ALL RIGHTS RESERVED - DO NOT REPRODUCE



- NOTES**
1. ALL EXPOSED END PANELS SHALL BE 1/2" HARDWOOD VENEERED PLYWOOD
  2. ALL UNEXPOSED END PANELS SHALL BE 1/2" SOFTWOOD PLYWOOD
  3. DRAWER GLIDES SHALL BE BALL BEARING ROLLER TYPE WITH 75# CAPACITY
  4. ALL POST FORMED COUNTERTOPS SHALL HAVE 3/4" EXTERIOR PLYWOOD CORE
  5. HINGES SHALL BE SOFT CLOSING CONCEALED
  6. DOOR AND DRAWER FRONTS SHALL HAVE REVERSE BEVEL FOR FINGER PULL

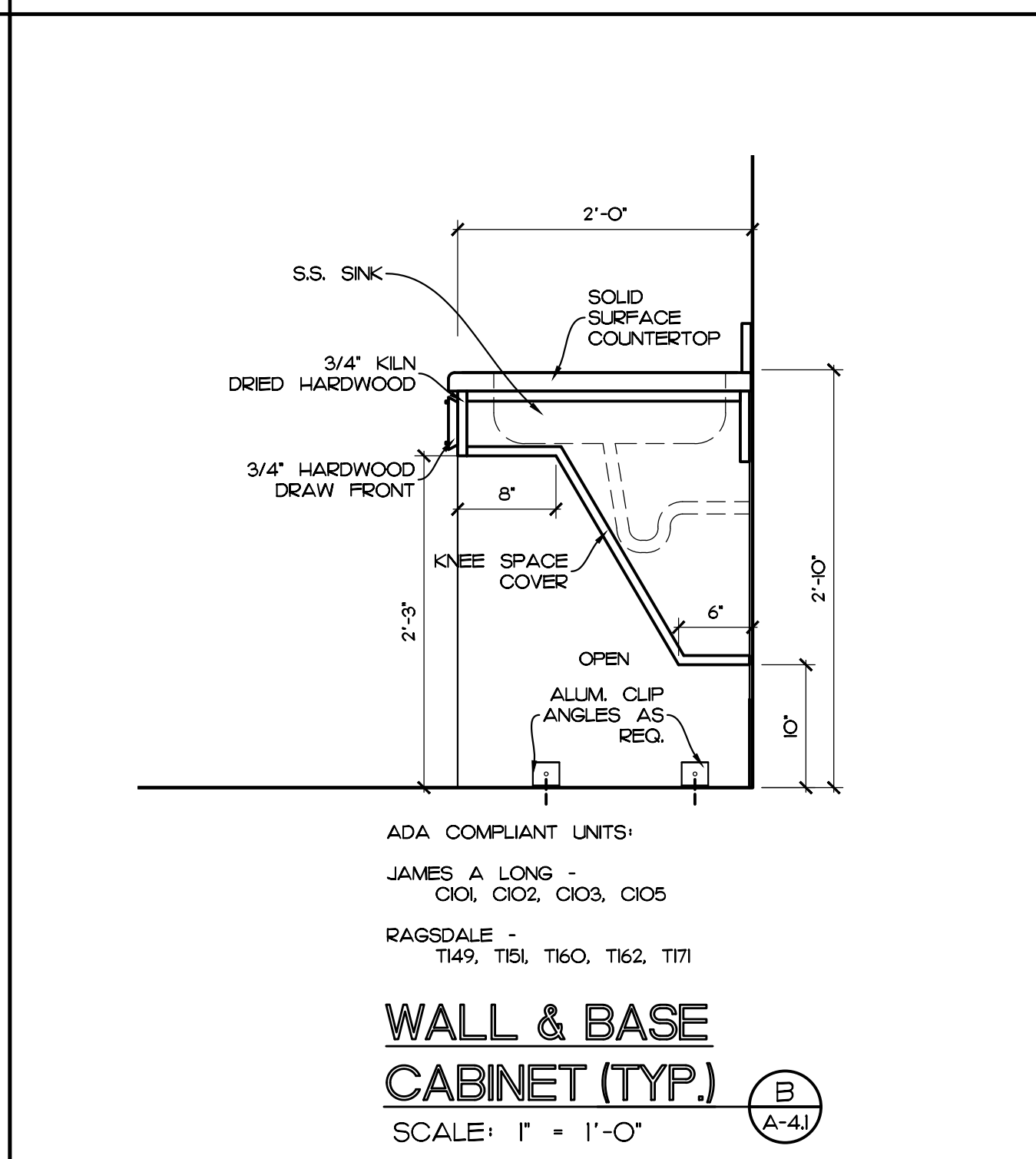
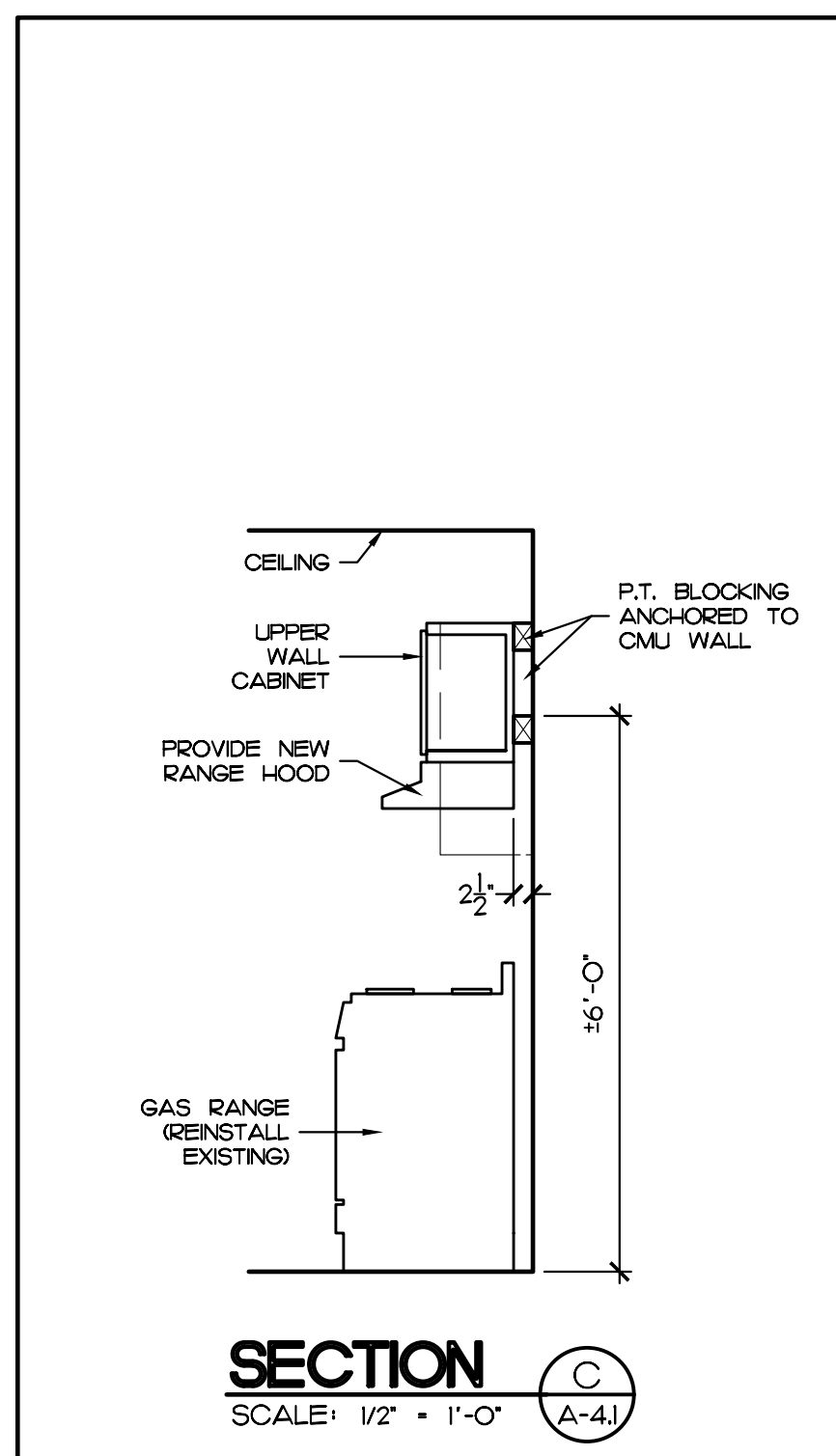


- UTILITY NOTES**
1. PROTECT EXISTING EXPOSED GAS AND ELECTRICAL SERVICE LINES.
- CONTRACTOR SHALL FIELD VERIFY LOCATION OF EXISTING GAS AND/OR ELECTRIC CONDUITS LOCATED BEHIND
2. RANGE AND RANGE HOOD.

- GENERAL NOTES**
1. PROVIDE CORNER FILLER PANEL AT TOP & BOTTOM OF WALL CABINET CORNERS
  2. F.S. INDICATES FINISHED SIDE
  3. SCRIBE FILLER STRIPS TO FIT PROFILE OF EXISTING WALLS AS REQUIRED.
  4. PROVIDE FILLER STRIPS (FINISHED TO MATCH CABINET FINISH) AT ALL REQUIRED LOCATIONS
  5. ALL CABINET SURFACES EXPOSED TO VIEW SHALL BE FINISHED

- PLUMBING SCHEDULE**
- PI** SINK (22" x 33" x 7" BOWL) SIMILAR AND EQUAL TO STERLING I4707-3, 2 (EQUAL) COMPARTMENT STAINLESS STEEL KITCHEN SINK. SINK SHALL BE FABRICATED OF 21 GAUGE STAINLESS STEEL. SINK SHALL HAVE A ROLLED SAFETY RIM AND BE SELF-RIMMING. UNDERSIDE OF THE BOWLS SHALL BE SOUND DEADENED. 10 MOUNTING CLIPS SHALL BE PROVIDED PER SINK. SINK SHALL BE PROVIDED AND DRILLED FOR THE FOLLOWING ACCESSORY ITEM:
- A. KITCHEN SINK FAUCET SHALL BE SIMILAR & EQUAL TO DELTA, MODEL NO. 2100, CHROME FINISH FOR 3-HOLE 8" INSTALLATION. PROVIDE ALL REQUIRED FITTINGS & MATERIALS FOR COMPLETE INSTALLATION.

**INTERIOR ELEVATIONS**  
SCALE: 1/2" = 1'-0"



REVISION	BY

**CRG**

CRG ARCHITECTS / PALATKA, INC.  
216A ST. JOHNS AVE.  
PALATKA, FL 32177  
A A 0 0 0 2 6 0 4  
P. 386-325-0213  
F. 386-328-1401

BID SET

INTERIOR ELEVATIONS AND DETAILS

KITCHEN CABINET REPLACEMENT  
AT JAMES A. LONG & ROSA K. RAGSDALE  
PALATKA HOUSING AUTHORITY  
PALATKA, FL.

Seal/Signature:

Date: H2-25  
Scale: AS NOTED  
Drawn: JCK  
Job: Ok204  
Sheet:

**A-4.1**

14 Of 14 Sheets

COPYRIGHT © CRG ARCHITECTS/PALATKA INC. - ALL RIGHTS RESERVED - DO NOT REPRODUCE